








Worklist: 6625

<u>LAB CASE</u>	<u>ITEM</u>	<u>ITEM TYPE</u>	<u>DESCRIPTION</u>	
M2023-4871	1	BCK	AM 28 Blood Multi-Drug Quant Panel 1 by LC-QQQ	
M2023-4925	1	BCK	AM 28 Blood Multi-Drug Quant Panel 1 by LC-QQQ	
M2023-5163	2	BCK	AM 28 Blood Multi-Drug Quant Panel 1 by LC-QQQ	
P2023-3553	1	BLOOD	AM 28 Blood Multi-Drug Quant Panel 1 by LC-QQQ	
P2023-3556	2	BLOOD	AM 28 Blood Multi-Drug Quant Panel 1 by LC-QQQ	
P2023-3569	1	BCK	AM 28 Blood Multi-Drug Quant Panel 1 by LC-QQQ	
P2023-3571	1	BCK	AM 28 Blood Multi-Drug Quant Panel 1 by LC-QQQ	
P2023-3603	1	BCK	AM 28 Blood Multi-Drug Quant Panel 1 by LC-QQQ	
P2023-3631	1	BCK	AM 28 Blood Multi-Drug Quant Panel 1 by LC-QQQ	
P2023-3639	1	BCK	AM 28 Blood Multi-Drug Quant Panel 1 by LC-QQQ	
P2023-3646	1	BCK	AM 28 Blood Multi-Drug Quant Panel 1 by LC-QQQ	
P2023-3653	1	BCK	AM 28 Blood Multi-Drug Quant Panel 1 by LC-QQQ	
P2023-3662	1	BCK	AM 28 Blood Multi-Drug Quant Panel 1 by LC-QQQ	
P2023-3672	1	BCK	AM 28 Blood Multi-Drug Quant Panel 1 by LC-QQQ	
P2023-3673	1	BCK	AM 28 Blood Multi-Drug Quant Panel 1 by LC-QQQ	
P2023-3674	1	BCK	AM 28 Blood Multi-Drug Quant Panel 1 by LC-QQQ	
P2023-3681	1	BCK	AM 28 Blood Multi-Drug Quant Panel 1 by LC-QQQ	
P2023-3696	1	BCK	AM 28 Blood Multi-Drug Quant Panel 1 by LC-QQQ	

AM# 28: Multi-Drug Quantitation by LC-MS/MS

TS

Extraction Date: 12/27/2023

Plate lot#: 230707

Mobile phase A: 5mM Amm Form + 0.01% FA

Blank Blood Lot: Lampire 23E52981

Column: Agilent 120 EC-C18 (2.1x 100-2.7um)

Analyst: Tamara Salazar

Plate Retest Date: 01/07/2024

Mobile phase B: 0.01% Formic Acid in MeOH

Blank Urine Lot:

LCMS-QQQ ID: 069901

Pre-Analytic:

- 1. Check levels of mobile phases and needle wash refill as needed. Ensure waste is not full.
- 2. Ensure correct column is installed and begin mobile phase flow allow to equilibrate ~ 30 minutes.
- 3. Create worklist

Analytic:

- 1. Remove standards, plate, controls, and samples from cold storage. Allow to reach room temperature.
- 2. **Urine Hydrolysis: In blank well, add 250µL urine, 40µL BG Turbo, and 100µL Instant Buffer I. Place on plate shaker for 5 minutes.**
- 3. Using a calibrated pipette, pipette 250µL blood or 250µL hydrolyzed urine in wells of analytical (standards) plate. Pipette ID: 42
- 4. Pipette **250µL 0.5M ammonium hydroxide** in wells of analytical plate.
- 5. Place on shaking incubator at ambient temp., 900rpm for 15 minutes.
- 6. Transfer **200-450µL of blood+base/urine+base** mixture to corresponding wells of SLE+ plate. *Transferred: 250uL*
- 7. Apply positive pressure for approx. 10-15 seconds (or until no liquid remains on top of sorbent). *(Load at 85-100 PSI- Selector to the right)*
- 8. Wait 5 minutes.
- 9. Add **900uL ethyl acetate**.
- 10. Wait 5 minutes.
- 11. Apply positive pressure for approx. 15 seconds. *(10-15 PSI- Selector to the left)*.
- 12. Add **900uL ethyl acetate**.
- 13. Wait 5 minutes.
- 14. Apply positive pressure for approx. 15 seconds. *(10-15 PSI- Selector to the left)*.
- 15. Remove plate containing eluate. Place on SPE Dry and evaporate to dryness at approx. 35°C.
- 16. Add 50µL 1% HCl in MeOH to wells and place plate cover on plate before drying. This step is required for urine samples, but optional for blood samples.
- 17. Reconstitute in 100µL 20% LC MeOH and heat seal plate with foil. Place in autosampler and run worklist.

Post-Analytic

- 1. Create batch and process data.
- 2. Make necessary changes to integration limits
- 3. Integration linear and R² values ≥0.98 for each analyte.
- 4. For unknown samples and controls: response ratio within 20% of average of controls and standards, RT within +/- 5% (tramadol RT +/-2%), S/N for primary transition >10 and secondary transitions >5.
- 5. Did all QCs pass for each analyte? Yes, see comments Add Control data to QC tracking spreadsheet.
- 6. Central File Packet to include: LIMS Worklist, Method Checklist, Calibration and Control Reports.

COMMENTS: **Compounds included in central data:** Alprazolam, Amphetamine, Benzoyllecgonine, Buprenorphine, Cocaine, Dextromethorphan, Dihydrocodeine, Diphenhydramine, Duloxetine, EDDP, Fentanyl, Fluorofentanyl, Hydrocodone, Lorazepam, Lamotrigine, MDMA, Methadone, Methamphetamine, Metoprolol, Mirtazapine, Mitragynine, Morphine, Norbuprenorphine, Nordiazepam, Norfentanyl, Norhydrocodone, O-desmethylvenlafaxine, Phentermine, Promethazine, Trazodone, Venlafaxine, Xylazine, Zolpidem

Curves Limited:

Amphetamine - 5-250 -- calibrators 7 and 8 dropped due to accuracy

Lamotrigine - 5-500 -- calibrator 8 dropped due to accuracy

Norbuprenorphine - 2.5-100 -- calibrators 1 and 2 dropped due to poor response/peak shape
Trazodone - 5-500 -- calibrator 8 dropped due to accuracy

TS

	1	2	3	4	5	6	7	8	9	10	11	12
A	IS + Cal. 1	IS + QC_1	M2023-5163-2	P2023-3646-1								IS + Cal. 8
B	IS + Cal. 2	IS + QC_2	P2023-3553-1	P2023-3653-1								IS + Cal. 7
C	IS + Cal. 3	IS + QC_3	P2023-3556-2	P2023-3662-1								IS + Cal. 6
D	IS + Cal. 4	IS + QC_4	P2023-3569-1	P2023-3672-1							IS + QC_2	IS + Cal. 5
E	IS + Cal. 5	IS + QC_2	P2023-3571-1	P2023-3673-1							IS + QC_4	IS + Cal. 4
F	IS + Cal. 6	Neg Blood	P2023-3603-1	P2023-3674-1							IS + QC_3	IS + Cal. 3
G	IS + Cal. 7	M2023-4871-1	P2023-3631-1	P2023-3681-1							IS + QC_2	IS + Cal. 2
H	IS + Cal. 8	M2023-4925-1	P2023-3639-1	P2023-3696-1							IS + QC_1	IS + Cal. 1

All wells to contain 60 µl of Trapping Solution

TS



AM #28 Multi-Drug Quant. Results

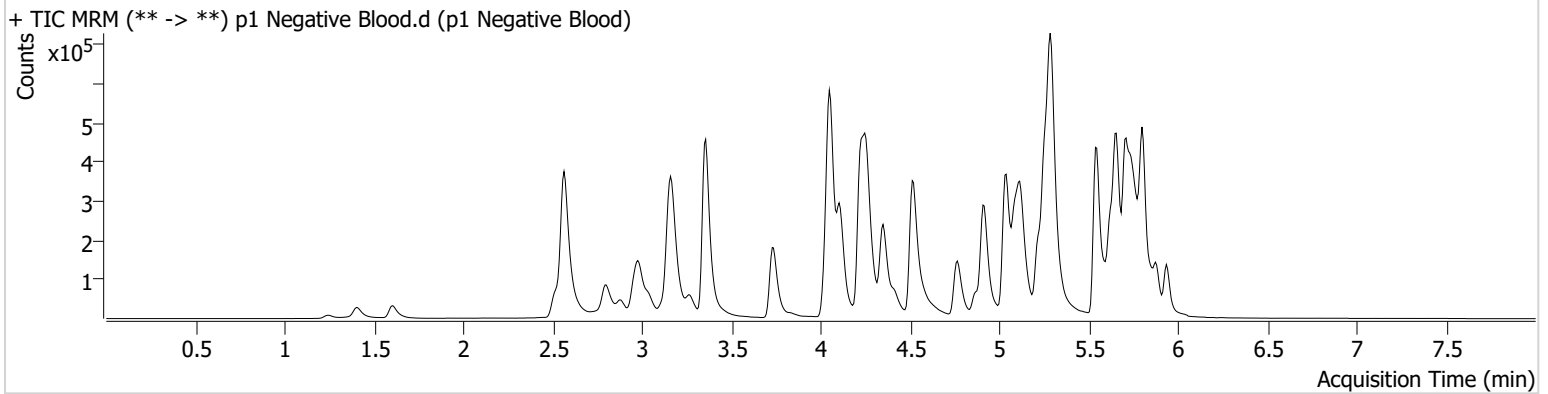
Batch results D:\MassHunter\Data\2023\AM 27 28\122723 AM 27 28 TS\QuantResults\AM 28_for review.batch.bin
Calibration Last Update 12/28/2023 11:25:13 AM

Instrument Falco (069901)
Type Sample
Acq. Method AM 28 MDQ P1.m
Sample Position P2-F2
Injection Volume 2
Acq. Date-Time 12/28/2023 1:58:44 AM
Sample Info.

Data File p1 Negative Blood.d
Sample p1 Negative Blood
Operator Tamara Salazar
Comment

Only drugs and concentrations listed on the laboratory report itself are appropriate to be used for interpretation purposes. Any drugs or values included in the notes but not included on the report are used by laboratory personnel to make determinations/reach conclusions within the confines of the methods.

Sample Chromatogram



TS



AM #28 Multi-Drug Quant. Results

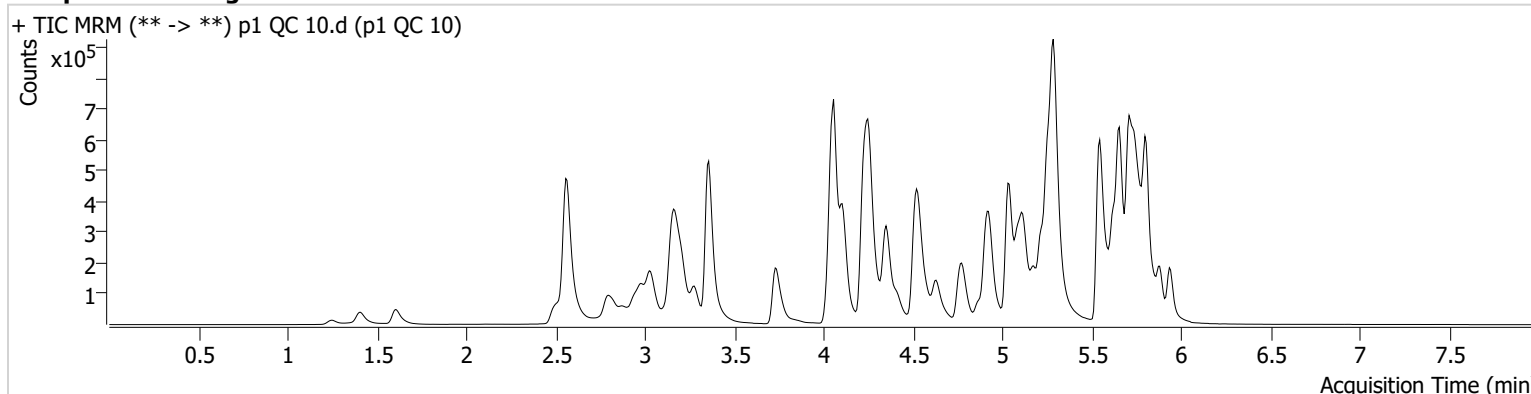
Batch results D:\MassHunter\Data\2023\AM 27 28\122723 AM 27 28 TS\QuantResults\AM 28_for review.batch.bin
Calibration Last Update 12/28/2023 11:25:13 AM

Instrument Falco (069901)
Type QC
Acq. Method AM 28 MDQ P1.m
Sample Position P2-A2
Injection Volume 2
Acq. Date-Time 12/28/2023 12:54:59 AM
Sample Info.

Data File p1 QC 10.d
Sample p1 QC 10
Operator Tamara Salazar

Only drugs and concentrations listed on the laboratory report itself are appropriate to be used for interpretation purposes. Any drugs or values included in the notes but not included on the report are used by laboratory personnel to make determinations/reach conclusions within the confines of the methods.

Sample Chromatogram



Name	RT	Resp.	S/N	Ratio	S/N	ISTD Resp.	Final Conc.
Alprazolam	5.762	73566	300.61	122.8	220.11	355175	9.8470 ng/ml
Amphetamine	3.033	246986	4607.03	48.6	1400.00	364958	10.6108 ng/ml
Benzoylcegonine	3.869	3780	2229.50	37.9	104.28	12916	10.5926 ng/ml
Buprenorphine	5.874	4345	3671.50	15.1	569.33	147387	1.0404 ng/ml
Cocaine	4.257	115896	112.25	50.1	137.04	903606	10.2371 ng/ml
Dextromethorphan	5.264	89454	358.54	82.6	65252.48	395493	10.3226 ng/ml
Dihydrocodeine	2.534	39762	400.91	56.7	80.39	215564	10.7189 ng/ml
Diphenhydramine	5.292	354430	2970.14	28.8	∞	1671170	9.9877 ng/ml
Duloxetine	5.647	17669	334.58	11.9	162.57	94508	10.5357 ng/ml
EDDP	5.256	170377	137.71	42.5	51.84	848210	10.5184 ng/ml
Fentanyl	5.104	11812	71.06	83.6	10152.81	686180	0.9980 ng/ml
Fluorofentanyl	5.158	34438	∞	40.7	772.24	6282	0.9766 ng/ml
Hydrocodone	3.009	54274	99.91	29.0	39.87	301097	10.0520 ng/ml
Lamotrigine	4.273	10440	397.33	74.9	344.74	1243139	10.2479 ng/ml
Lorazepam	5.740	82073	2636.80	49.5	209.90	526809	10.7923 ng/ml
MDMA	3.282	104636	2453.55	92.2	609.59	121060	10.0792 ng/ml
Methadone	5.652	247755	397.23	46.2	380.89	924694	9.9558 ng/ml
Methamphetamine	3.209	225935	572.36	39.7	932.15	815708	10.3435 ng/ml
Metoprolol	4.313	29267	1720.79	105.9	184.83	1116545	10.5524 ng/ml
Mirtazapine	4.627	222691	1645.76	51.4	491.48	679426	10.2652 ng/ml
Mitragynine	5.232	52675	24585.65	34.8	21708.08	924694	10.6390 ng/ml
Morphine	1.254	7438	2685.51	29.9	339.17	13202	10.3065 ng/ml
Norbuprenorphine	4.985	375	104.19	133.1 High	207.29	22470	1.4207 ng/ml
Nordiazepam	5.887	66473	1014.30	59.3	2875.21	203995	10.6630 ng/ml
Norfentanyl	4.069	24593	2998.52	35.2	108.18	996885	1.0108 ng/ml
Norhydrocodone	3.050	10793	104.75	35.2	39.26	90792	8.6002 ng/ml
o-desmethylvenlafaxine	4.054	310525	49634.65	17.5	186.68	290947	9.9561 ng/ml
Phentermine	3.765	50765	870.89	7.0	36.18	598193	10.3221 ng/ml
Promethazine	5.544	238045	2987.30	31.8	200.94	1066421	9.8369 ng/ml
Trazodone	5.177	232081	405.40	58.6	6449.62	723299	10.3155 ng/ml
Venlafaxine	5.037	211772	1233.82	36.3	235.49	1173264	10.2674 ng/ml

TS

AM #28 Multi-Drug Quant. Results



Name	RT	Resp.	S/N	Ratio	S/N	ISTD Resp.	Final Conc.
Xylazine	4.063	95481	612.70	41.4	66.64	328397	10.4639 ng/ml
Zolpidem	4.934	228296	2950.73	26.9	632.41	880447	10.3232 ng/ml

TS



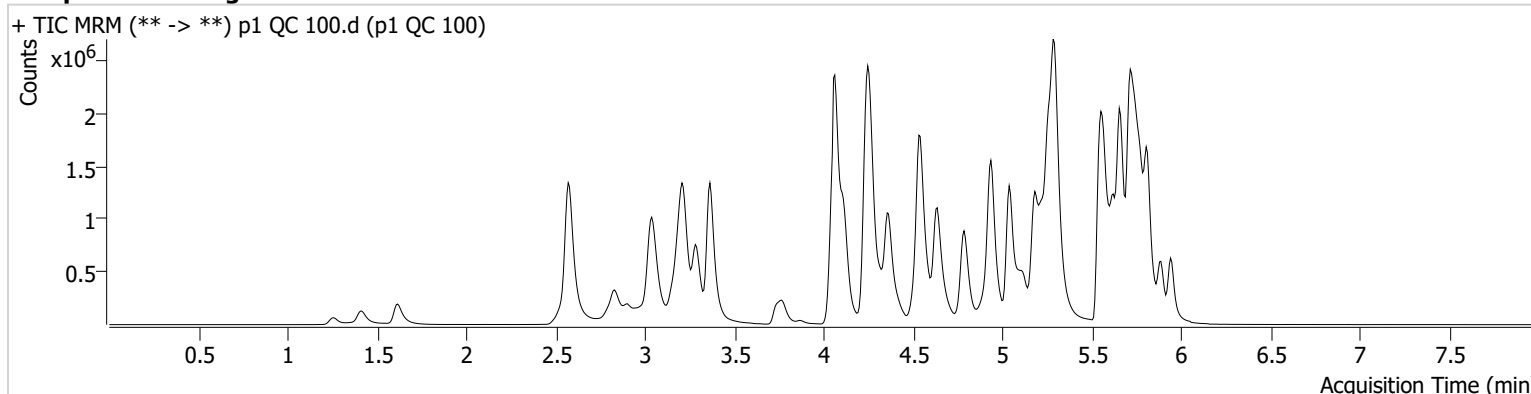
AM #28 Multi-Drug Quant. Results

Batch results D:\MassHunter\Data\2023\AM 27 28\122723 AM 27 28 TS\QuantResults\AM 28_for review.batch.bin
Calibration Last Update 12/28/2023 11:25:13 AM

Instrument Falco (069901) **Data File** p1 QC 100.d
Type QC **Sample** p1 QC 100
Acq. Method AM 28 MDQ P1.m **Operator** Tamara Salazar
Sample Position P2-B2 **Comment**
Injection Volume 2
Acq. Date-Time 12/28/2023 8:54:13 AM
Sample Info.

Only drugs and concentrations listed on the laboratory report itself are appropriate to be used for interpretation purposes. Any drugs or values included in the notes but not included on the report are used by laboratory personnel to make determinations/reach conclusions within the confines of the methods.

Sample Chromatogram



Name	RT	Resp.	S/N	Ratio	S/N	ISTD Resp.	Final Conc.
Alprazolam	5.762	706341	973.02	117.6	1088.63	309250	101.5044 ng/ml
Amphetamine	3.040	2316671	27602.68	45.9	14909.77	348861	108.1511 ng/ml
Benzoylcegonine	3.869	35174	53124.34	37.3	73.63	12893	97.8456 ng/ml
Buprenorphine	5.881	41497	19816.77	14.3	4779.39	148452	10.5907 ng/ml
Cocaine	4.257	1097581	487242.43	51.1	11064.45	880012	100.7144 ng/ml
Dextromethorphan	5.271	838982	1604.55	80.9	188087.03	378716	100.5875 ng/ml
Dihydrocodeine	2.541	376585	571.06	61.4	13182.49	212274	107.5875 ng/ml
Diphenhydramine	5.292	3385337	61724.17	28.7	48878.38	1550769	98.4336 ng/ml
Duloxetine	5.653	152096	1877.51	12.3	324.26	82783	97.2748 ng/ml
EDDP	5.256	1683972	1177.19	42.4	29429.99	834034	103.5544 ng/ml
Fentanyl	5.104	119381	23235.38	83.5	47268.37	671766	10.0047 ng/ml
Fluorofentanyl	5.164	333583	3759.06	39.0	10966.23	5599	10.6271 ng/ml
Hydrocodone	3.016	496702	∞	32.7	1611.88	283760	99.9968 ng/ml
Lamotrigine	4.280	90167	1136.23	84.9	56357.79	1149936	98.5159 ng/ml
Lorazepam	5.740	564264	3044.26	49.0	420.98	401075	107.3251 ng/ml
MDMA	3.289	1003115	22967.61	93.7	5269.10	115217	99.1971 ng/ml
Methadone	5.659	2357781	92219.86	46.7	27200.07	869952	94.7246 ng/ml
Methamphetamine	3.216	2170154	2265.07	39.3	850.99	799900	107.5507 ng/ml
Metoprolol	4.320	281143	30268.22	104.6	8287.86	1124832	104.8390 ng/ml
Mirtazapine	4.634	2176147	127156.63	50.4	156859.69	659530	99.1647 ng/ml
Mitragynine	5.239	492767	2938.42	35.8	163427.31	869952	109.0294 ng/ml
Morphine	1.254	70085	2219.16	32.1	6984.02	12837	100.6649 ng/ml
Norbuprenorphine	4.992	3915	8289.98	101.8	4014.44	21743	9.8902 ng/ml
Nordiazepam	5.887	599519	460.41	59.6	6612.91	187813	105.0932 ng/ml
Norfentanyl	4.076	218421	14268.59	37.5	413.25	870230	9.7306 ng/ml
Norhydrocodone	3.057	96289	163.52	37.7	165.82	76205	80.9372 ng/ml
o-desmethylvenlafaxine	4.061	2999364	87969.52	17.2	2466.83	257985	103.3879 ng/ml
Phentermine	3.772	478488	1885.08	7.3	51.28	576675	105.4005 ng/ml
Promethazine	5.544	2367848	44203.67	31.8	8677.79	1005617	98.4012 ng/ml
Trazodone	5.177	2200429	2258558.34	59.5	1337552.63	717150	102.3554 ng/ml
Venlafaxine	5.037	2016504	88995.08	37.4	427.72	1132999	96.9760 ng/ml

TS

AM #28 Multi-Drug Quant. Results



Name	RT	Resp.	S/N	Ratio	S/N	ISTD Resp.	Final Conc.
Xylazine	4.070	848527	1176605.41	46.2	3175.99	296229	101.2895 ng/ml
Zolpidem	4.934	2222739	471544.03	27.7	4411.46	857671	103.1958 ng/ml

TS



AM #28 Multi-Drug Quant. Results

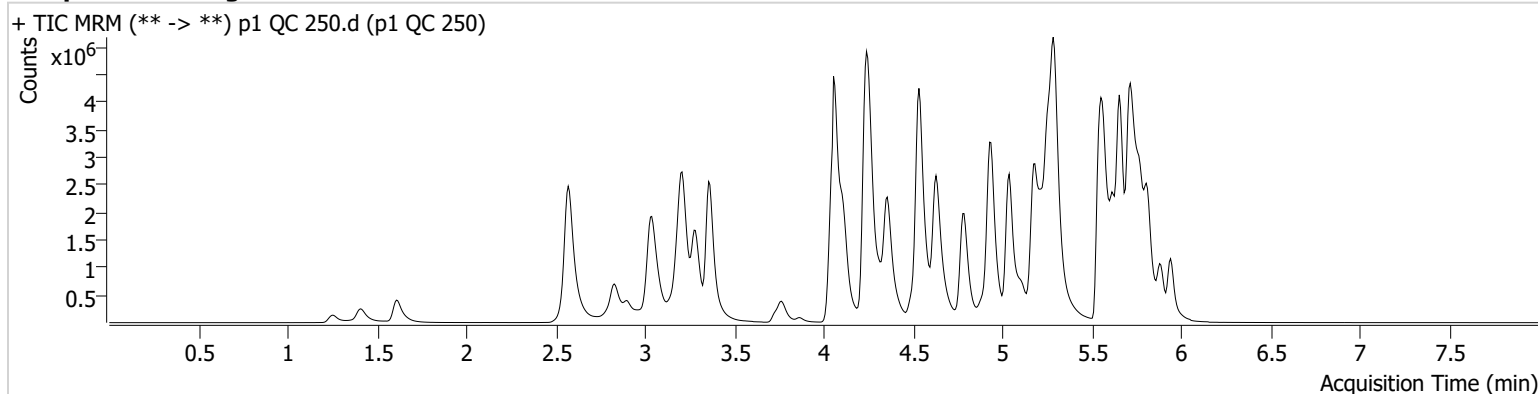
Batch results D:\MassHunter\Data\2023\AM 27 28\122723 AM 27 28 TS\QuantResults\AM 28_for review.batch.bin
Calibration Last Update 12/28/2023 11:25:13 AM

Instrument Falco (069901)
Type QC
Acq. Method AM 28 MDQ P1.m
Sample Position P2-C2
Injection Volume 2
Acq. Date-Time 12/28/2023 1:16:15 AM
Sample Info.

Data File p1 QC 250.d
Sample p1 QC 250
Operator Tamara Salazar

Only drugs and concentrations listed on the laboratory report itself are appropriate to be used for interpretation purposes. Any drugs or values included in the notes but not included on the report are used by laboratory personnel to make determinations/reach conclusions within the confines of the methods.

Sample Chromatogram



Name	RT	Resp.	S/N	Ratio	S/N	ISTD Resp.	Final Conc.
Alprazolam	5.762	1510982	202.77	113.2	959.91	252065	265.2489 ng/ml
Amphetamine	3.040	4627632	13115.44	45.8	4357.82	332527	227.1486 ng/ml
Benzoylcegonine	3.862	90438	2332.49	37.4	204.01	12278	263.9866 ng/ml
Buprenorphine	5.874	99358	30324.48	15.0	12222.28	147253	25.6854 ng/ml
Cocaine	4.257	2563329	36394.59	51.2	798963.46	823102	251.6744 ng/ml
Dextromethorphan	5.264	1878576	1715.53	78.5	438.16	337127	252.9225 ng/ml
Dihydrocodeine	2.541	849890	315.75	60.3	195.16	202423	255.3376 ng/ml
Diphenhydramine	5.292	7875004	79792.34	28.9	1551.88	1413403	250.5011 ng/ml
Duloxetine	5.647	313907	2899.30	12.6	38655.32	66917	247.2635 ng/ml
EDDP	5.256	3943826	1039.98	42.2	28269.07	791932	255.0633 ng/ml
Fentanyl	5.104	302807	8107.55	79.9	179164.51	661028	25.7384 ng/ml
Fluorofentanyl	5.158	813735	21129.16	39.4	14787.57	5892	24.6331 ng/ml
Hydrocodone	3.009	1125330	168.78	33.9	584.80	268330	239.9618 ng/ml
Lamotrigine	4.273	196848	488.10	86.8	164055.55	1031605	240.2315 ng/ml
Lorazepam	5.733	708704	13992.18	48.9	4175.45	225275	241.5103 ng/ml
MDMA	3.282	2366733	101737.58	95.2	41127.18	107109	251.3657 ng/ml
Methadone	5.652	5761252	35238.52	45.0	1504.31	799335	250.8197 ng/ml
Methamphetamine	3.209	5154763	1319.91	39.0	32538.47	798720	256.8200 ng/ml
Metoprolol	4.320	641071	34926.78	106.6	9636.86	1110615	242.7638 ng/ml
Mirtazapine	4.627	5305721	61178.37	49.7	60060.66	626522	253.7929 ng/ml
Mitragynine	5.232	1089687	1029099.54	34.9	333882.04	799335	262.9138 ng/ml
Morphine	1.254	164436	608.99	30.9	1364.52	11848	256.0348 ng/ml
Norbuprenorphine	4.992	10005	11563.26	104.1	18445.25	21027	25.2237 ng/ml
Nordiazepam	5.887	1187838	4872.99	59.5	439.98	154237	253.6533 ng/ml
Norfentanyl	4.076	446184	9562.43	37.9	564.54	692874	24.8710 ng/ml
Norhydrocodone	3.057	246334	562.14	37.4	91.28	70123	223.0821 ng/ml
o-desmethylvenlafaxine	4.054	6388361	336389.81	17.8	2896.13	221863	255.3026 ng/ml
Phentermine	3.765	1078849	2533.08	7.0	635.11	550517	249.6331 ng/ml
Promethazine	5.544	5778523	64161.56	31.9	1117.05	926172	259.8113 ng/ml
Trazodone	5.177	5033569	2007.37	63.0	332551.09	711956	236.4156 ng/ml
Venlafaxine	5.037	5120252	3157.31	35.5	770.11	1099697	252.9177 ng/ml

TS

AM #28 Multi-Drug Quant. Results



Name	RT	Resp.	S/N	Ratio	S/N	ISTD Resp.	Final Conc.
Xylazine	4.063	1966884	132039.57	48.7	3106.41	272801	254.6440 ng/ml
Zolpidem	4.934	5395490	8882.84	27.6	1722099.48	845319	254.1614 ng/ml

TS



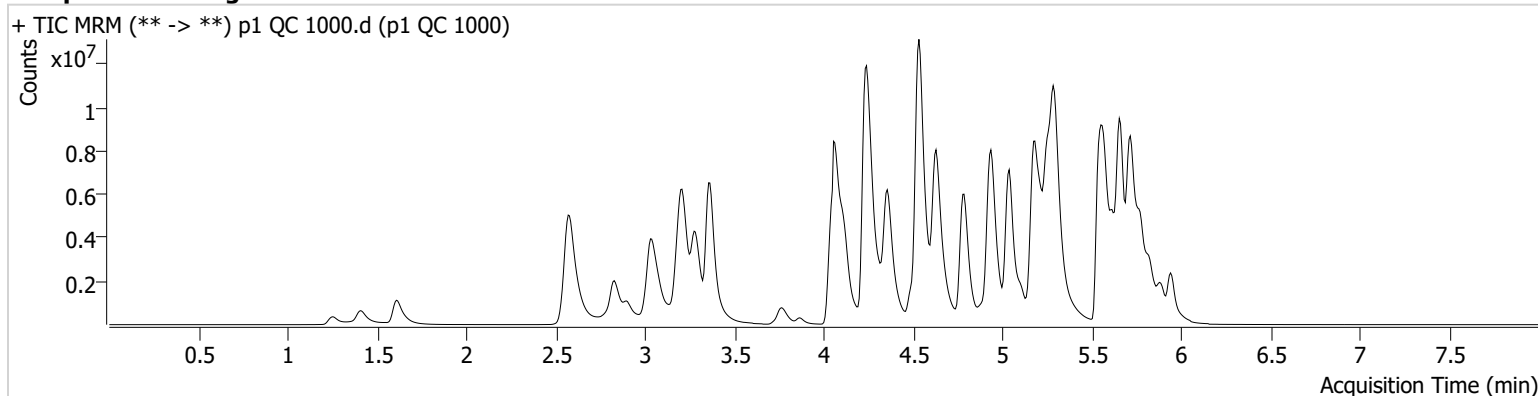
AM #28 Multi-Drug Quant. Results

Batch results D:\MassHunter\Data\2023\AM 27 28\122723 AM 27 28 TS\QuantResults\AM 28_for review.batch.bin
Calibration Last Update 12/28/2023 11:25:13 AM

Instrument Falco (069901) **Data File** p1 QC 1000.d
Type QC **Sample** p1 QC 1000
Acq. Method AM 28 MDQ P1.m **Operator** Tamara Salazar
Sample Position P2-D2 **Comment**
Injection Volume 2
Acq. Date-Time 12/28/2023 1:37:29 AM
Sample Info.

Only drugs and concentrations listed on the laboratory report itself are appropriate to be used for interpretation purposes. Any drugs or values included in the notes but not included on the report are used by laboratory personnel to make determinations/reach conclusions within the confines of the methods.

Sample Chromatogram



Name	RT	Resp.	S/N	Ratio	S/N	ISTD Resp.	Final Conc.
Alprazolam	5.762	3191312	∞	107.5	269.86	129230	1090.5240 ng/ml
Amphetamine	3.040	9920932	9199.34	45.3	59222.61	258954	626.1286 ng/ml
Benzoylcegonine	3.862	345014	2088.61	36.1	962.13	11731	1053.7589 ng/ml
Buprenorphine	5.874	330309	324384.18	14.7	34939.29	130681	96.4533 ng/ml
Cocaine	4.257	7269659	794.25	51.5	1282.86	577135	1018.3533 ng/ml
Dextromethorphan	5.264	4230049	83499.66	78.3	∞	192652	996.4347 ng/ml
Dihydrocodeine	2.541	2258445	314.40	62.2	170.84	169991	809.0974 ng/ml
Diphenhydramine	5.292	20883993	301074.99	29.6	34444.49	916170	1023.4012 ng/ml
Duloxetine	5.647	536270	3614.05	12.8	3195.45	27303	1033.0526 ng/ml
EDDP	5.256	11836707	∞	41.6	1112.38	574351	1054.7779 ng/ml
Fentanyl	5.104	1085244	32201.48	77.3	441787.98	552056	110.3484 ng/ml
Fluorofentanyl	5.158	2451970	15628.58	39.4	5710.31	4338	100.8328 ng/ml
Hydrocodone	3.009	3559822	3308.29	35.3	333.47	217416	937.6440 ng/ml
Lamotrigine	4.280	386818	7554.76	90.3	60831.57	654912	744.3050 ng/ml
Lorazepam	5.733	616815	4095.85	48.7	1281.61	51305	926.4170 ng/ml
MDMA	3.282	6826341	213091.68	95.8	85197.47	74876	1036.3162 ng/ml
Methadone	5.652	16643031	1802.09	44.4	2034.58	562251	1028.0521 ng/ml
Methamphetamine	3.209	15194823	205426.11	37.2	942.02	706209	857.8579 ng/ml
Metoprolol	4.320	1565359	1268343.54	105.9	5702.98	774129	851.6751 ng/ml
Mirtazapine	4.627	17293758	24362.19	46.8	156022.82	469843	1101.5421 ng/ml
Mitragynine	5.232	2527584	330859.08	35.4	648455.93	562251	867.8255 ng/ml
Morphine	1.254	479861	25173.69	30.8	750.32	9518	930.3419 ng/ml
Norbuprenorphine	4.992	32450	14178.71	97.0	105.85	16534	102.3051 ng/ml
Nordiazepam	5.887	2034706	9058.34	60.1	458.51	75244	890.8280 ng/ml
Norfentanyl	4.076	808041	38812.32	39.3	9735.02	292546	106.4787 ng/ml
Norhydrocodone	3.057	821101	146.12	39.2	∞	50098	1036.8275 ng/ml
o-desmethylvenlafaxine	4.054	14216296	∞	17.9	4084.15	118550	1061.6270 ng/ml
Phentermine	3.765	2891636	∞	6.8	384.69	439195	839.8880 ng/ml
Promethazine	5.537	17168507	205896.57	30.7	38739.75	662216	1077.8349 ng/ml
Trazodone	5.177	13849624	5483.67	71.4	219472.99	609684	760.5623 ng/ml
Venlafaxine	5.037	16394556	712375.78	33.8	5908.49	834346	1065.8189 ng/ml

TS

AM #28 Multi-Drug Quant. Results



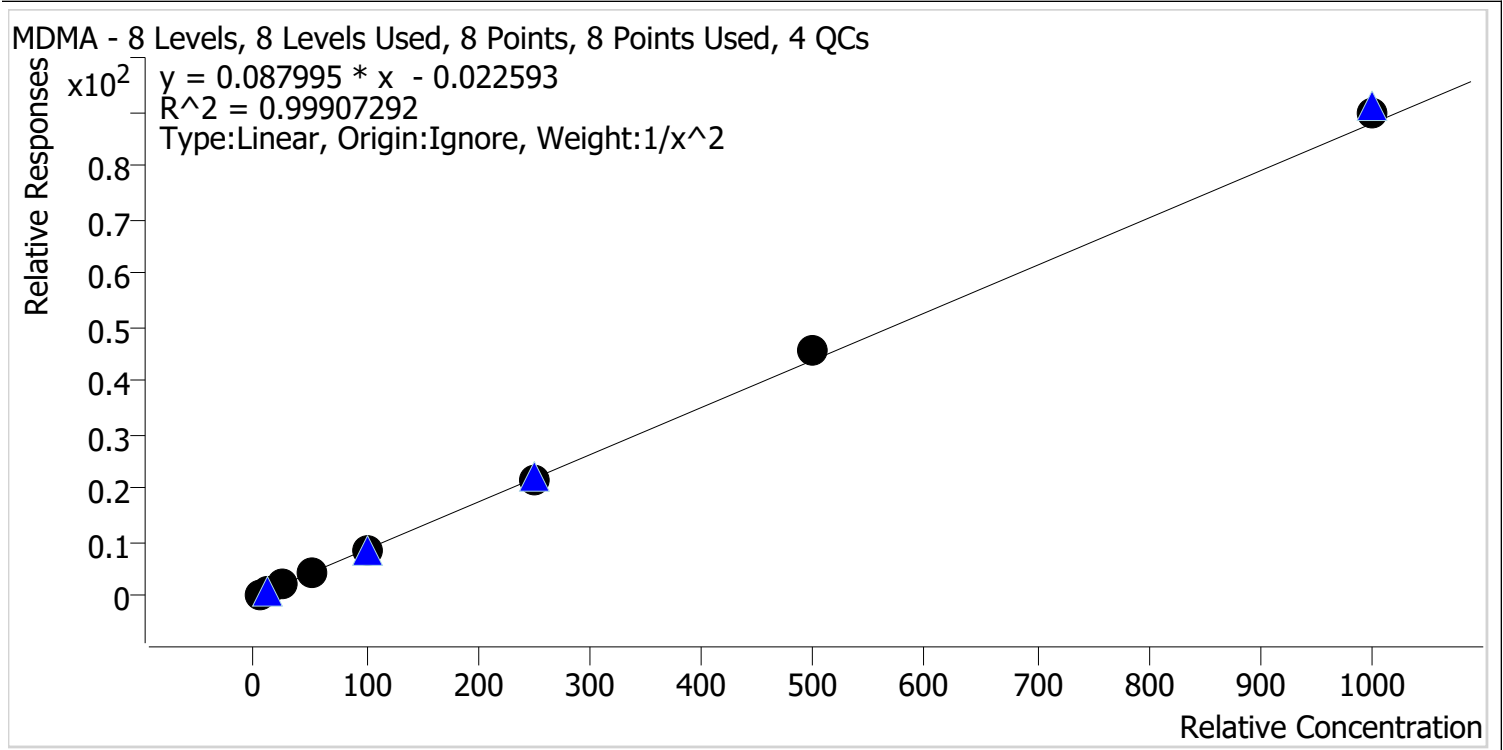
Name	RT	Resp.	S/N	Ratio	S/N	ISTD Resp.	Final Conc.
Xylazine	4.063	5723193	9370.19	49.9	27256.47	197465	1023.0297 ng/ml
Zolpidem	4.934	16640934	356711.80	26.2	150018.19	671857	986.2857 ng/ml

TS



AM #28 Multi-Drug Quant. Calibration Curve Report

Batch results D:\MassHunter\Data\2023\AM 27 28\122723 AM 27 28 TS\QuantResults\AM 28_for review.batch.bin
Last Cal. Update 12/28/2023 11:25 AM
Analyst Name ISP\datastor
Analyte MDMA **Internal Standard** MDMA-D6



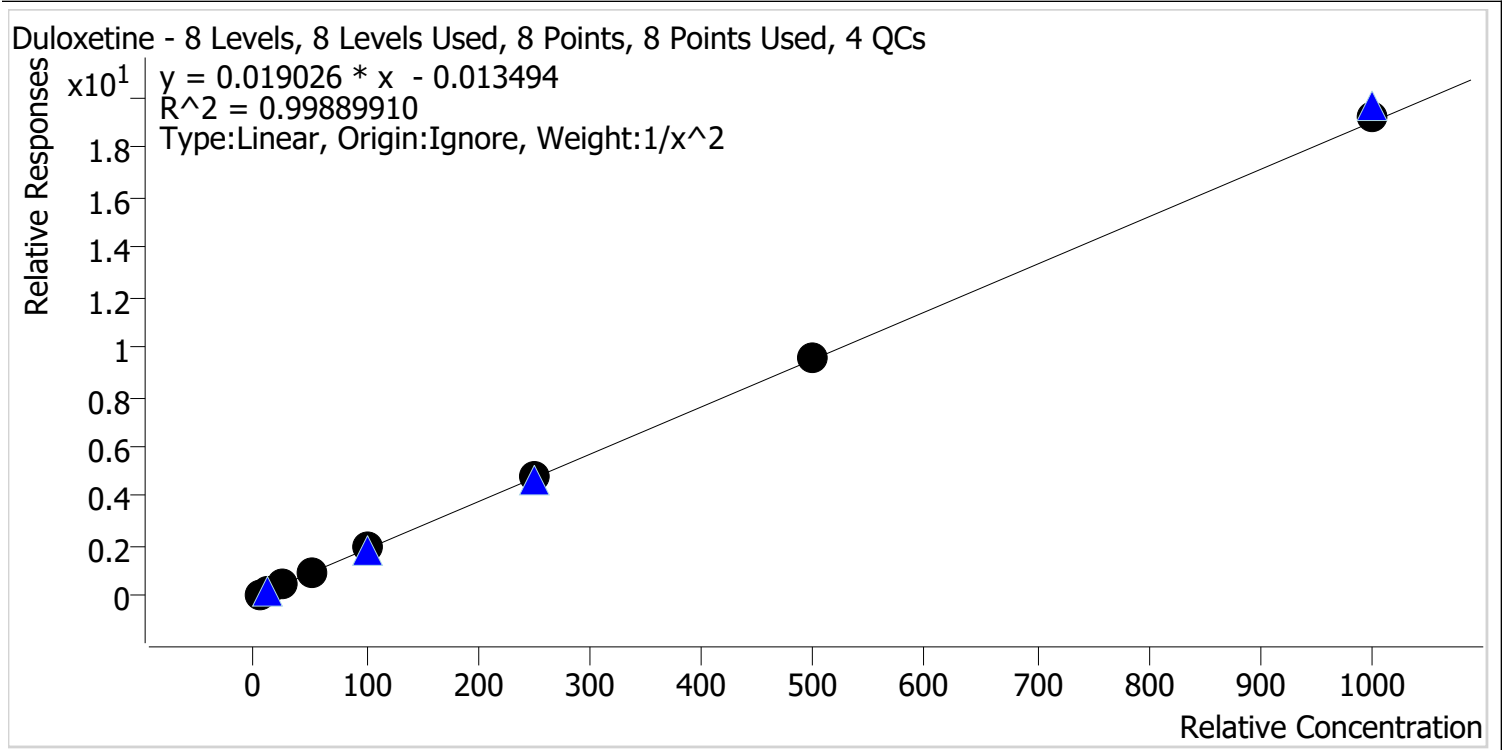
Sample	Level	Enabled	Expected Concentration	Final Concentration	Accuracy
p1 Cal 1-5ng	1	✓	5.0	5.1	101.9
p1 Cal 2-10ng	2	✓	10.0	9.8	97.7
p1 Cal 3 -25ng	3	✓	25.0	24.4	97.7
p1 Cal 4-50ng	4	✓	50.0	48.3	96.7
p1 Cal 5-100ng	5	✓	100.0	100.0	100.0
p1 Cal 6-250ng	6	✓	250.0	248.8	99.5
p1 Cal 7-500ng	7	✓	500.0	521.4	104.3
p1 Cal 8-1000ng	8	✓	1000.0	1022.5	102.3

TS



AM #28 Multi-Drug Quant. Calibration Curve Report

Batch results D:\MassHunter\Data\2023\AM 27 28\122723 AM 27 28 TS\QuantResults\AM 28_for review.batch.bin
Last Cal. Update 12/28/2023 11:25 AM
Analyst Name ISP\datastor
Analyte Duloxetine **Internal Standard** Duloxetine-D3



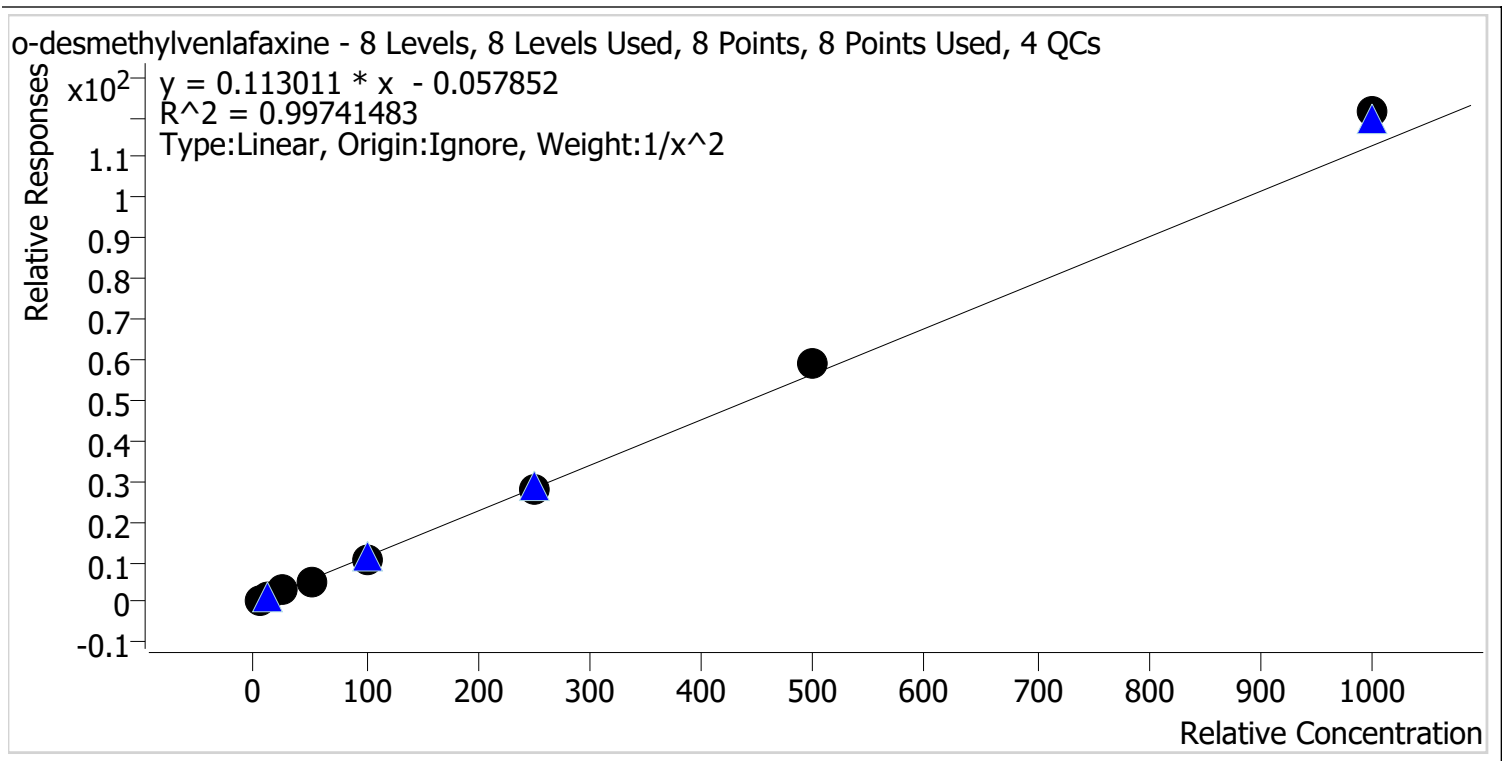
Sample	Level	Enabled	Expected Concentration	Final Concentration	Accuracy
p1 Cal 1-5ng	1	✓	5.0	5.1	101.2
p1 Cal 2-10ng	2	✓	10.0	9.9	99.3
p1 Cal 3 -25ng	3	✓	25.0	24.3	97.3
p1 Cal 4-50ng	4	✓	50.0	47.3	94.7
p1 Cal 5-100ng	5	✓	100.0	103.2	103.2
p1 Cal 6-250ng	6	✓	250.0	257.1	102.8
p1 Cal 7-500ng	7	✓	500.0	499.9	100.0
p1 Cal 8-1000ng	8	✓	1000.0	1014.3	101.4

TS



AM #28 Multi-Drug Quant. Calibration Curve Report

Batch results D:\MassHunter\Data\2023\AM 27 28\122723 AM 27 28 TS\QuantResults\AM 28_for review.batch.bin
Last Cal. Update 12/28/2023 11:25 AM
Analyst Name ISP\datastor
Analyte o-desmethylvenlafaxine **Internal Standard** o-desmethylvenlafaxine-D6



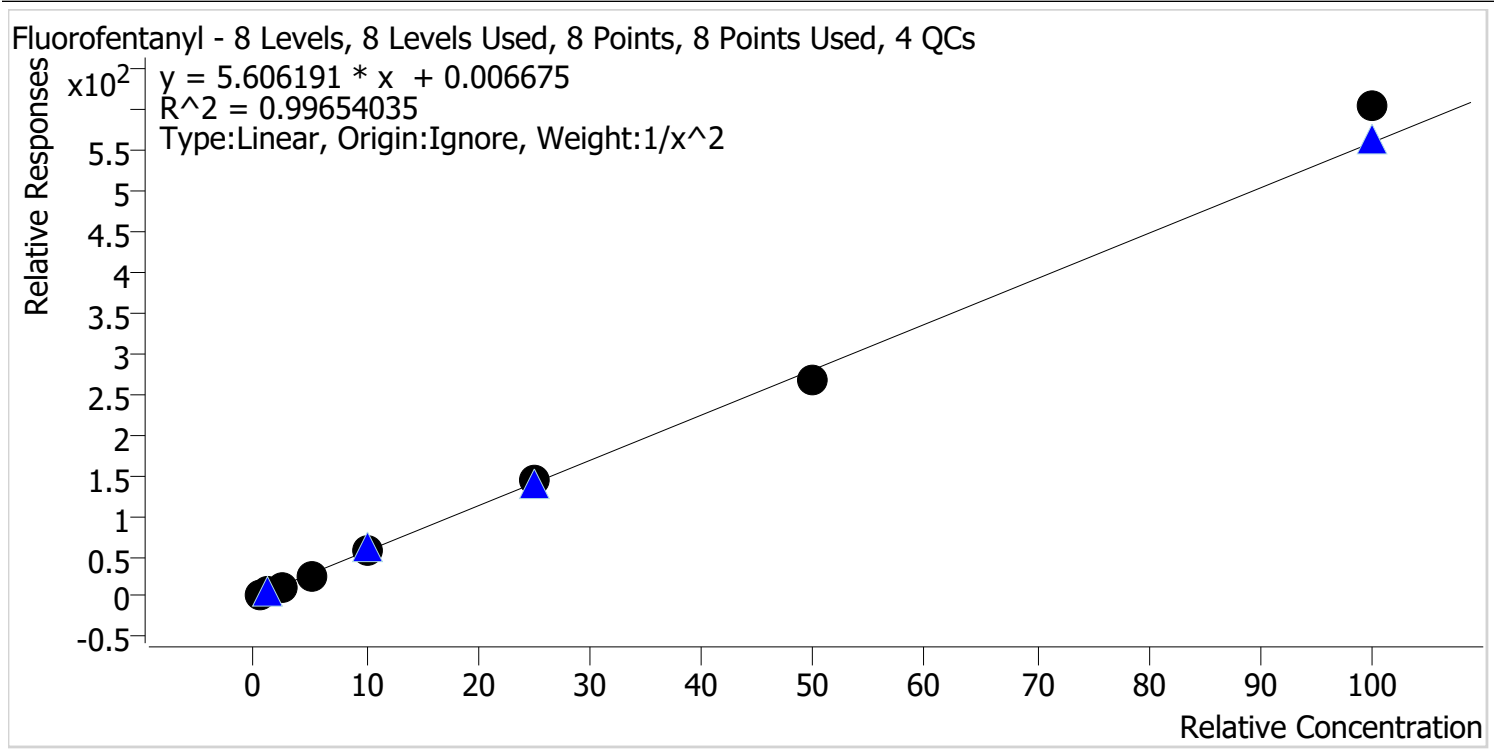
Sample	Level	Enabled	Expected Concentration	Final Concentration	Accuracy
p1 Cal 1-5ng	1	✓	5.0	5.2	103.3
p1 Cal 2-10ng	2	✓	10.0	9.6	95.6
p1 Cal 3 -25ng	3	✓	25.0	24.2	96.7
p1 Cal 4-50ng	4	✓	50.0	48.4	96.8
p1 Cal 5-100ng	5	✓	100.0	96.7	96.7
p1 Cal 6-250ng	6	✓	250.0	247.5	99.0
p1 Cal 7-500ng	7	✓	500.0	522.2	104.4
p1 Cal 8-1000ng	8	✓	1000.0	1073.9	107.4

TS



AM #28 Multi-Drug Quant. Calibration Curve Report

Batch results D:\MassHunter\Data\2023\AM 27 28\122723 AM 27 28 TS\QuantResults\AM 28_for review.batch.bin
Last Cal. Update 12/28/2023 11:25 AM
Analyst Name ISP\datastor
Analyte Fluorofentanyl **Internal Standard** Fluorofentanyl-D5



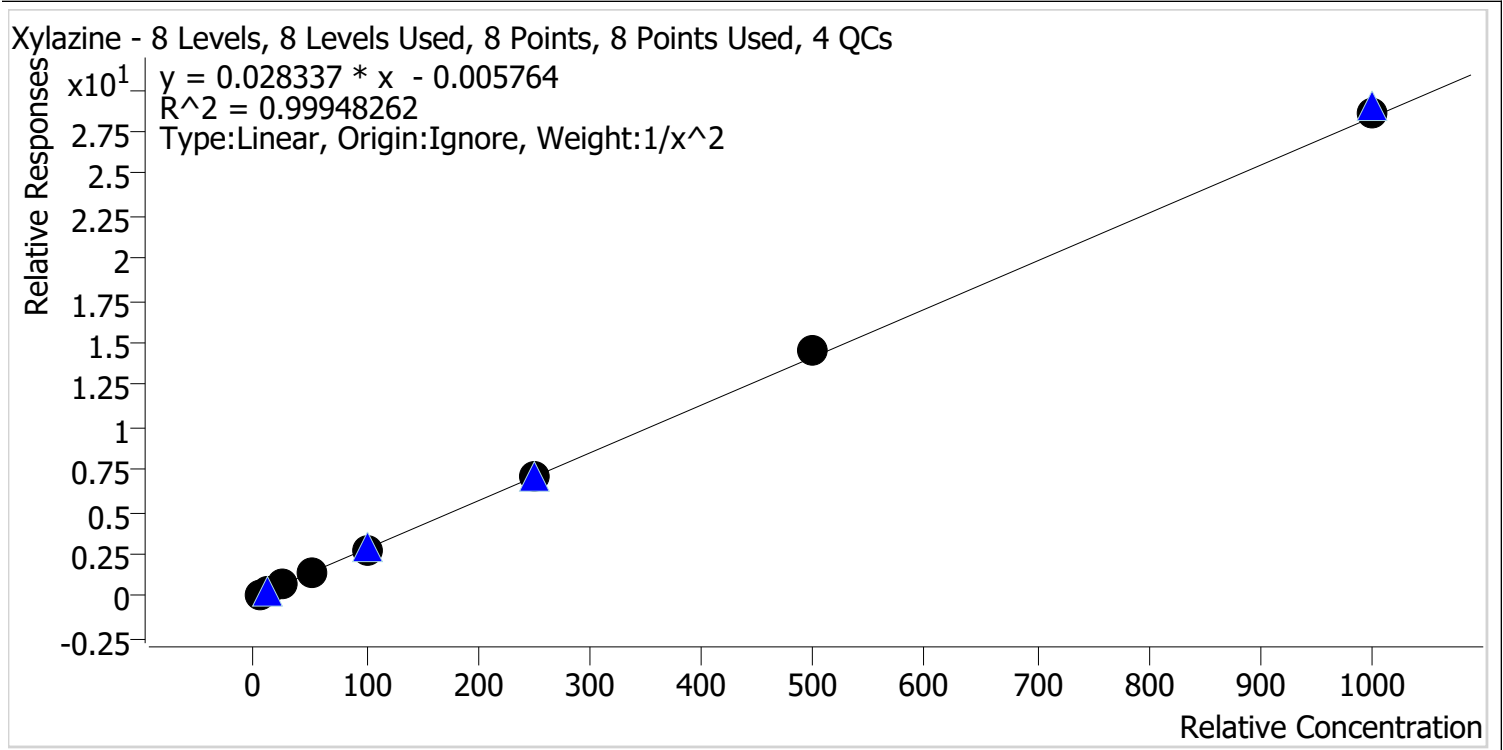
Sample	Level	Enabled	Expected Concentration	Final Concentration	Accuracy
p1 Cal 1-5ng	1	✓	0.5	0.5	103.5
p1 Cal 2-10ng	2	✓	1.0	1.0	95.7
p1 Cal 3 -25ng	3	✓	2.5	2.4	94.2
p1 Cal 4-50ng	4	✓	5.0	4.8	96.1
p1 Cal 5-100ng	5	✓	10.0	10.3	103.3
p1 Cal 6-250ng	6	✓	25.0	25.9	103.4
p1 Cal 7-500ng	7	✓	50.0	47.9	95.8
p1 Cal 8-1000ng	8	✓	100.0	108.0	108.0

TS



AM #28 Multi-Drug Quant. Calibration Curve Report

Batch results D:\MassHunter\Data\2023\AM 27 28\122723 AM 27 28 TS\QuantResults\AM 28_for review.batch.bin
Last Cal. Update 12/28/2023 11:25 AM
Analyst Name ISP\datastor
Analyte Xylazine **Internal Standard** Xylanzine-D6



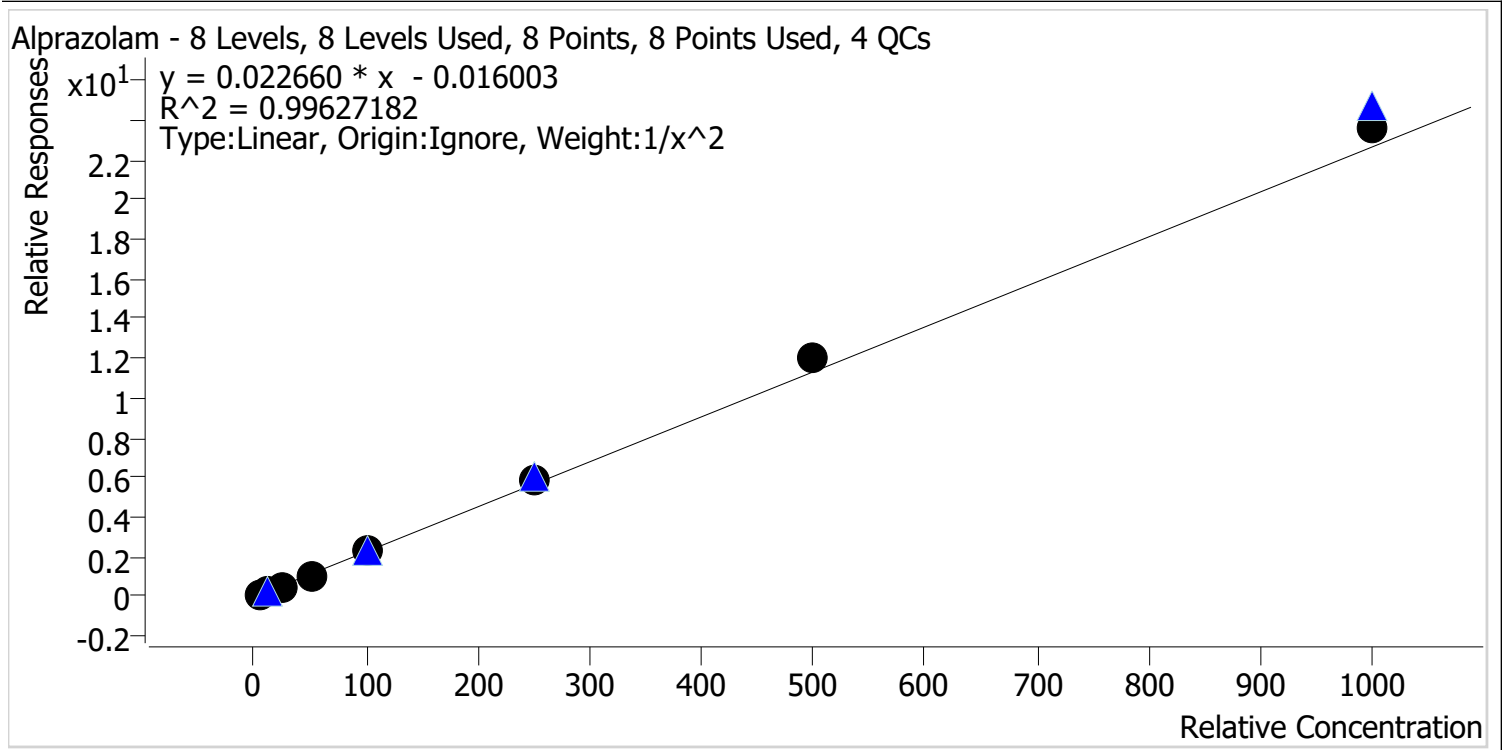
Sample	Level	Enabled	Expected Concentration	Final Concentration	Accuracy
p1 Cal 1-5ng	1	✓	5.0	5.1	101.6
p1 Cal 2-10ng	2	✓	10.0	9.7	97.1
p1 Cal 3 -25ng	3	✓	25.0	25.1	100.2
p1 Cal 4-50ng	4	✓	50.0	49.0	98.0
p1 Cal 5-100ng	5	✓	100.0	98.9	98.9
p1 Cal 6-250ng	6	✓	250.0	250.8	100.3
p1 Cal 7-500ng	7	✓	500.0	516.3	103.3
p1 Cal 8-1000ng	8	✓	1000.0	1006.0	100.6

TS



AM #28 Multi-Drug Quant. Calibration Curve Report

Batch results D:\MassHunter\Data\2023\AM 27 28\122723 AM 27 28 TS\QuantResults\AM 28_for review.batch.bin
Last Cal. Update 12/28/2023 11:25 AM
Analyst Name ISP\datastor
Analyte Alprazolam **Internal Standard** Alprazolam-D5



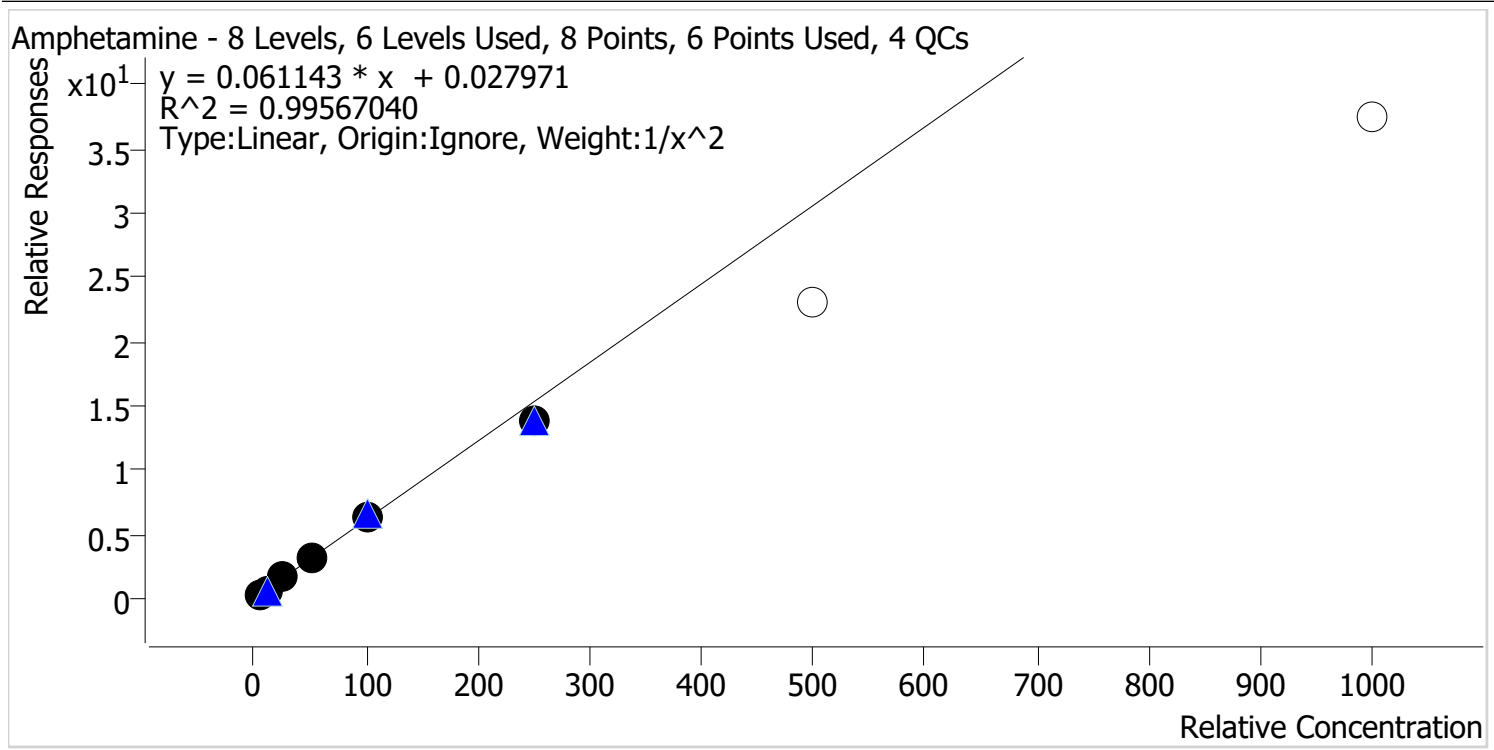
Sample	Level	Enabled	Expected Concentration	Final Concentration	Accuracy
p1 Cal 1-5ng	1	✓	5.0	5.2	104.3
p1 Cal 2-10ng	2	✓	10.0	9.5	95.0
p1 Cal 3 -25ng	3	✓	25.0	23.3	93.2
p1 Cal 4-50ng	4	✓	50.0	46.9	93.8
p1 Cal 5-100ng	5	✓	100.0	99.9	99.9
p1 Cal 6-250ng	6	✓	250.0	258.4	103.4
p1 Cal 7-500ng	7	✓	500.0	532.1	106.4
p1 Cal 8-1000ng	8	✓	1000.0	1040.1	104.0

TS



AM #28 Multi-Drug Quant. Calibration Curve Report

Batch results D:\MassHunter\Data\2023\AM 27 28\122723 AM 27 28 TS\QuantResults\AM 28_for review.batch.bin
Last Cal. Update 12/28/2023 11:25 AM
Analyst Name ISP\datastor
Analyte Amphetamine **Internal Standard** Amphetamine-D11



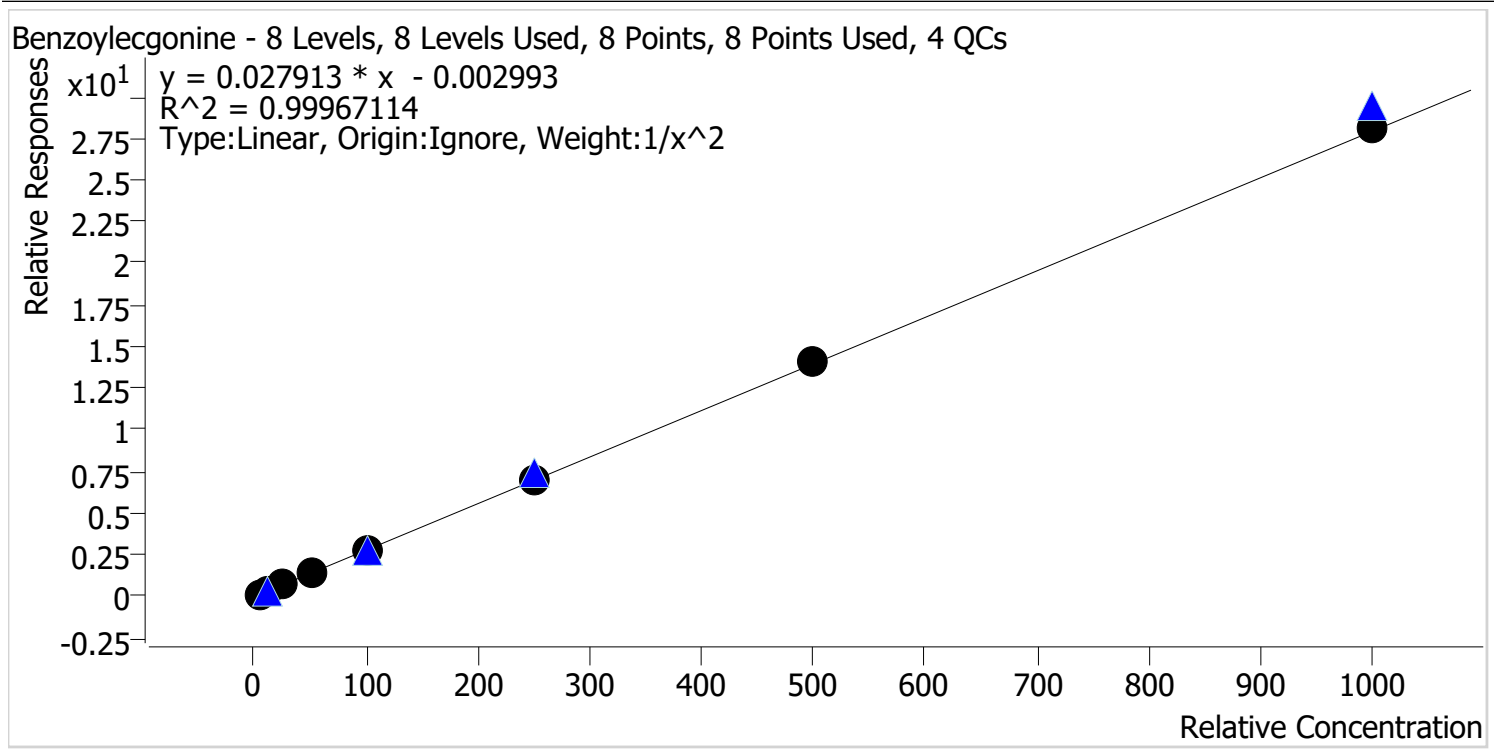
Sample	Level	Enabled	Expected Concentration	Final Concentration	Accuracy
p1 Cal 1-5ng	1	✓	5.0	4.9	97.7
p1 Cal 2-10ng	2	✓	10.0	10.2	102.4
p1 Cal 3 -25ng	3	✓	25.0	26.2	104.7
p1 Cal 4-50ng	4	✓	50.0	51.5	103.0
p1 Cal 5-100ng	5	✓	100.0	102.2	102.2
p1 Cal 6-250ng	6	✓	250.0	225.3	90.1
p1 Cal 7-500ng	7	✗	500.0	378.2	75.6
p1 Cal 8-1000ng	8	✗	1000.0	613.1	61.3

TS



AM #28 Multi-Drug Quant. Calibration Curve Report

Batch results D:\MassHunter\Data\2023\AM 27 28\122723 AM 27 28 TS\QuantResults\AM 28_for review.batch.bin
Last Cal. Update 12/28/2023 11:25 AM
Analyst Name ISP\datastor
Analyte Benzoyllecgonine **Internal Standard** Benzoyllecgonine-d8



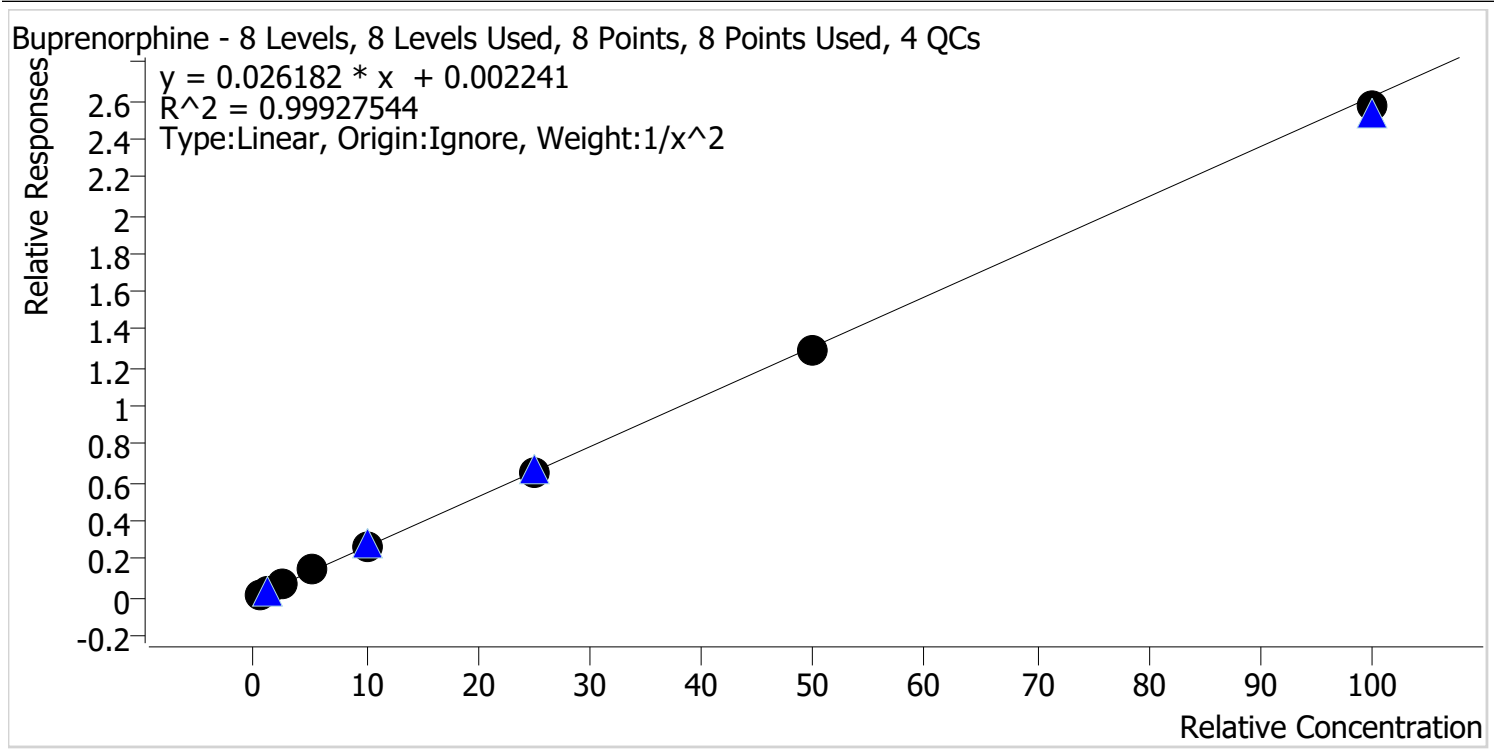
Sample	Level	Enabled	Expected Concentration	Final Concentration	Accuracy
p1 Cal 1-5ng	1	✓	5.0	5.0	99.3
p1 Cal 2-10ng	2	✓	10.0	10.2	101.6
p1 Cal 3 -25ng	3	✓	25.0	25.3	101.4
p1 Cal 4-50ng	4	✓	50.0	48.6	97.2
p1 Cal 5-100ng	5	✓	100.0	98.3	98.3
p1 Cal 6-250ng	6	✓	250.0	252.7	101.1
p1 Cal 7-500ng	7	✓	500.0	502.8	100.6
p1 Cal 8-1000ng	8	✓	1000.0	1006.0	100.6

TS



AM #28 Multi-Drug Quant. Calibration Curve Report

Batch results D:\MassHunter\Data\2023\AM 27 28\122723 AM 27 28 TS\QuantResults\AM 28_for review.batch.bin
Last Cal. Update 12/28/2023 11:25 AM
Analyst Name ISP\datastor
Analyte Buprenorphine **Internal Standard** Buprenorphine-D4



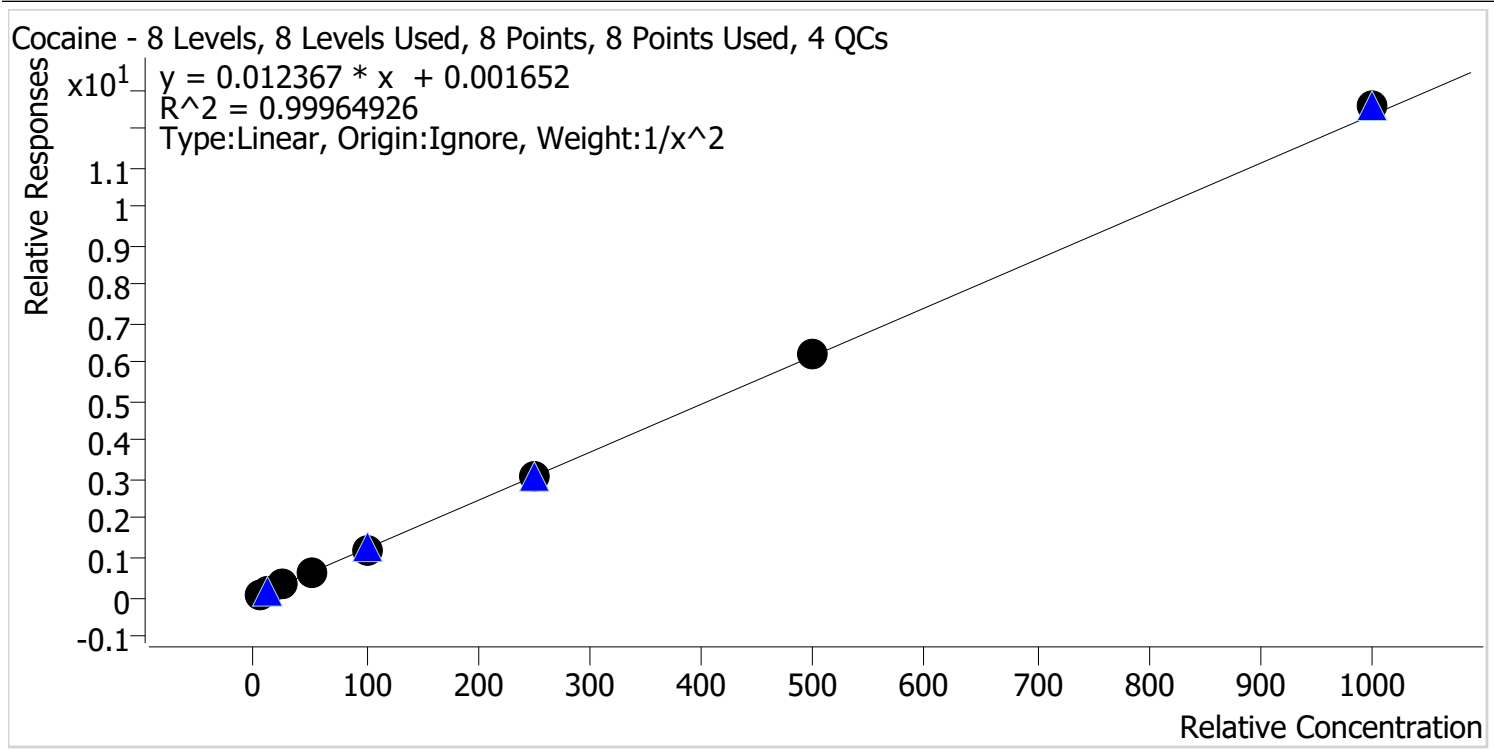
Sample	Level	Enabled	Expected Concentration	Final Concentration	Accuracy
p1 Cal 1-5ng	1	✓	0.5	0.5	100.1
p1 Cal 2-10ng	2	✓	1.0	1.0	99.6
p1 Cal 3 -25ng	3	✓	2.5	2.5	98.1
p1 Cal 4-50ng	4	✓	5.0	5.2	104.0
p1 Cal 5-100ng	5	✓	10.0	10.3	103.2
p1 Cal 6-250ng	6	✓	25.0	24.6	98.3
p1 Cal 7-500ng	7	✓	50.0	49.3	98.7
p1 Cal 8-1000ng	8	✓	100.0	98.1	98.1

TS



AM #28 Multi-Drug Quant. Calibration Curve Report

Batch results D:\MassHunter\Data\2023\AM 27 28\122723 AM 27 28 TS\QuantResults\AM 28_for review.batch.bin
Last Cal. Update 12/28/2023 11:25 AM
Analyst Name ISP\datastor
Analyte Cocaine **Internal Standard** Cocaine-D3



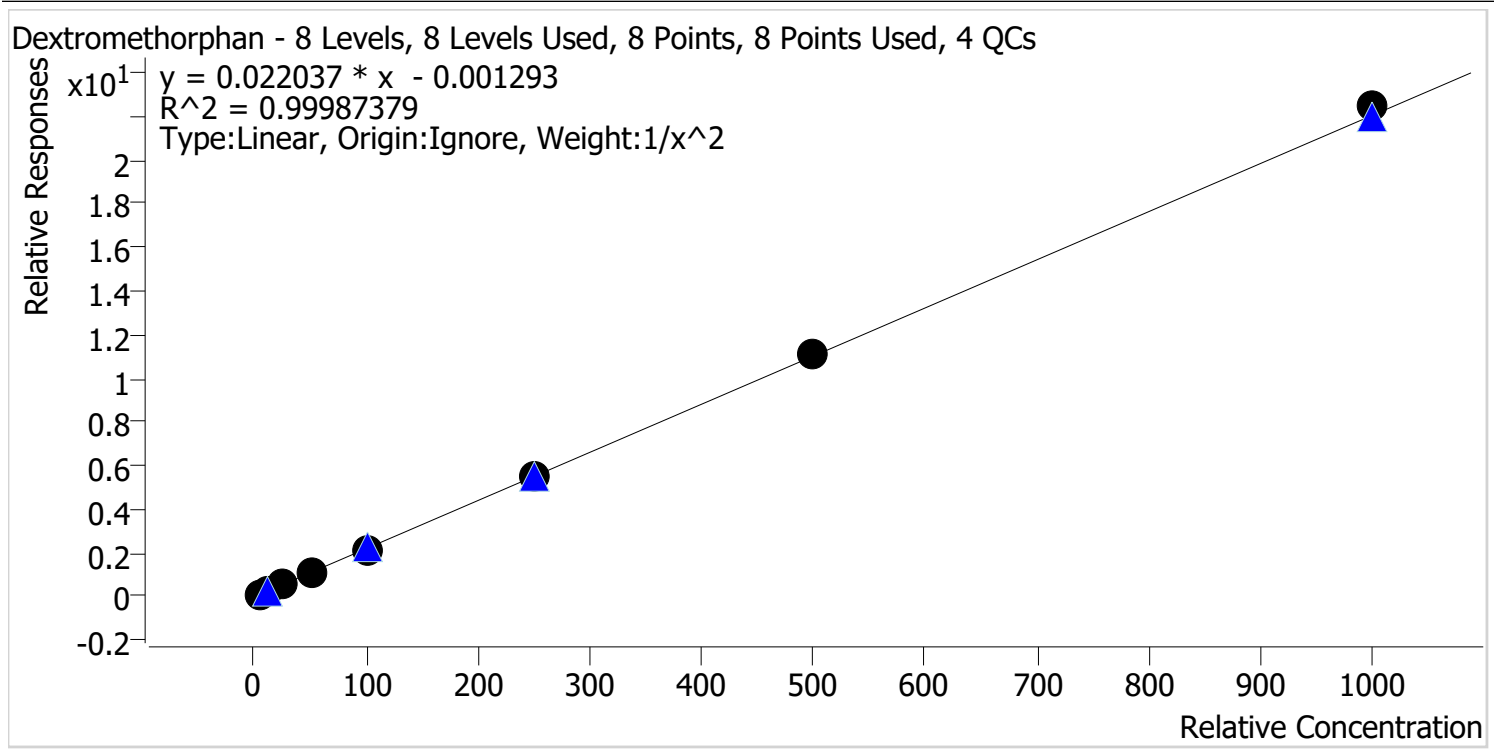
Sample	Level	Enabled	Expected Concentration	Final Concentration	Accuracy
p1 Cal 1-5ng	1	✓	5.0	5.0	100.9
p1 Cal 2-10ng	2	✓	10.0	9.9	99.2
p1 Cal 3 -25ng	3	✓	25.0	24.2	96.8
p1 Cal 4-50ng	4	✓	50.0	50.6	101.3
p1 Cal 5-100ng	5	✓	100.0	99.2	99.2
p1 Cal 6-250ng	6	✓	250.0	249.1	99.7
p1 Cal 7-500ng	7	✓	500.0	506.6	101.3
p1 Cal 8-1000ng	8	✓	1000.0	1016.4	101.6

TS



AM #28 Multi-Drug Quant. Calibration Curve Report

Batch results D:\MassHunter\Data\2023\AM 27 28\122723 AM 27 28 TS\QuantResults\AM 28_for review.batch.bin
Last Cal. Update 12/28/2023 11:25 AM
Analyst Name ISP\datastor
Analyte Dextromethorphan **Internal Standard** Dextromethorphan-D3



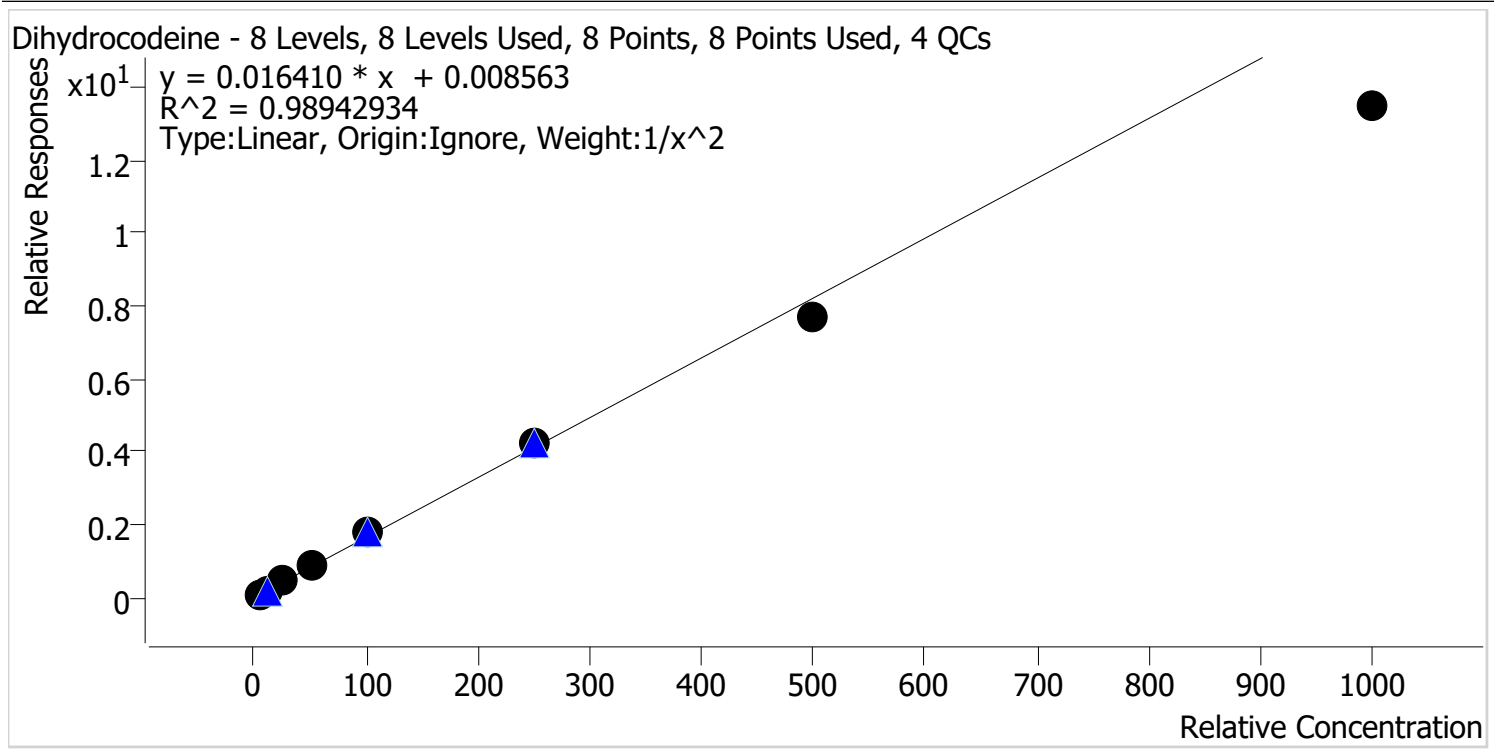
Sample	Level	Enabled	Expected Concentration	Final Concentration	Accuracy
p1 Cal 1-5ng	1	✓	5.0	5.0	100.6
p1 Cal 2-10ng	2	✓	10.0	9.9	99.1
p1 Cal 3 -25ng	3	✓	25.0	24.9	99.6
p1 Cal 4-50ng	4	✓	50.0	49.8	99.5
p1 Cal 5-100ng	5	✓	100.0	98.8	98.8
p1 Cal 6-250ng	6	✓	250.0	250.0	100.0
p1 Cal 7-500ng	7	✓	500.0	502.0	100.4
p1 Cal 8-1000ng	8	✓	1000.0	1019.0	101.9

TS



AM #28 Multi-Drug Quant. Calibration Curve Report

Batch results D:\MassHunter\Data\2023\AM 27 28\122723 AM 27 28 TS\QuantResults\AM 28_for review.batch.bin
Last Cal. Update 12/28/2023 11:25 AM
Analyst Name ISP\datastor
Analyte Dihydrocodeine **Internal Standard** Dihydrocodeine-D6



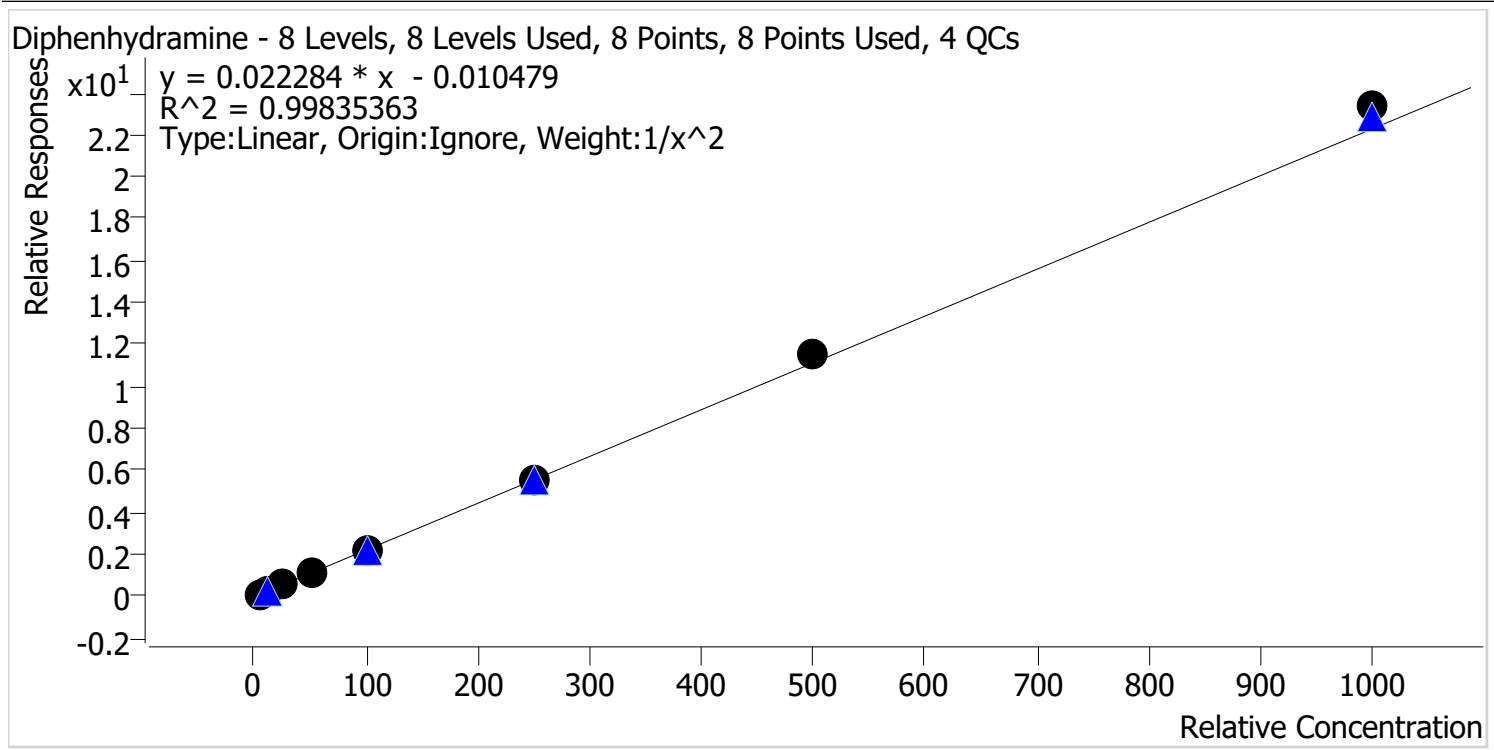
Sample	Level	Enabled	Expected Concentration	Final Concentration	Accuracy
p1 Cal 1-5ng	1	✓	5.0	4.8	96.1
p1 Cal 2-10ng	2	✓	10.0	10.3	102.9
p1 Cal 3 -25ng	3	✓	25.0	27.0	107.9
p1 Cal 4-50ng	4	✓	50.0	52.9	105.9
p1 Cal 5-100ng	5	✓	100.0	107.7	107.7
p1 Cal 6-250ng	6	✓	250.0	260.3	104.1
p1 Cal 7-500ng	7	✓	500.0	466.8	93.4
p1 Cal 8-1000ng	8	✓	1000.0	820.6	82.1

TS



AM #28 Multi-Drug Quant. Calibration Curve Report

Batch results D:\MassHunter\Data\2023\AM 27 28\122723 AM 27 28 TS\QuantResults\AM 28_for review.batch.bin
Last Cal. Update 12/28/2023 11:25 AM
Analyst Name ISP\datastor
Analyte Diphenhydramine **Internal Standard** Diphenhydramine-D3



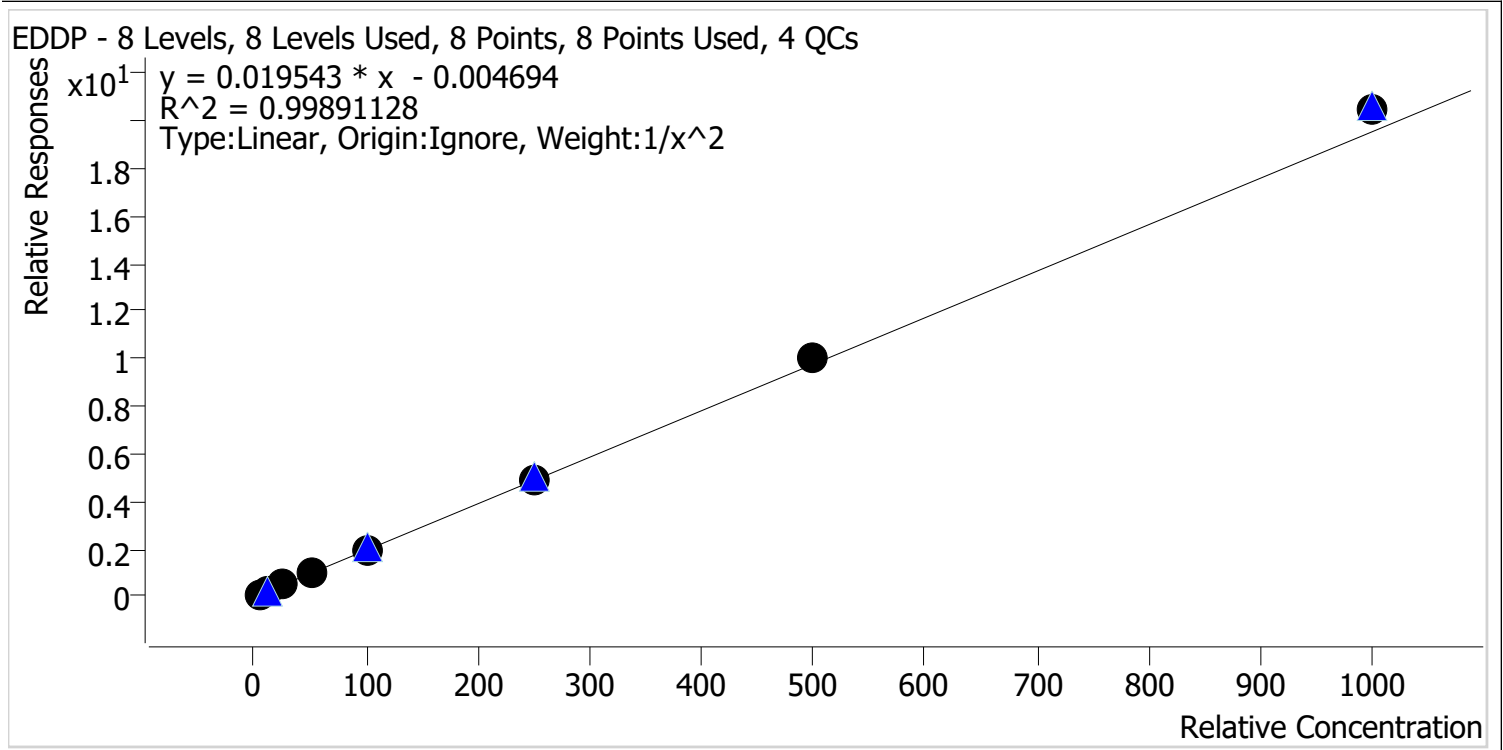
Sample	Level	Enabled	Expected Concentration	Final Concentration	Accuracy
p1 Cal 1-5ng	1	✓	5.0	5.1	102.7
p1 Cal 2-10ng	2	✓	10.0	9.7	96.9
p1 Cal 3 -25ng	3	✓	25.0	24.0	95.9
p1 Cal 4-50ng	4	✓	50.0	48.3	96.6
p1 Cal 5-100ng	5	✓	100.0	98.1	98.1
p1 Cal 6-250ng	6	✓	250.0	252.7	101.1
p1 Cal 7-500ng	7	✓	500.0	518.8	103.8
p1 Cal 8-1000ng	8	✓	1000.0	1048.4	104.8

TS



AM #28 Multi-Drug Quant. Calibration Curve Report

Batch results D:\MassHunter\Data\2023\AM 27 28\122723 AM 27 28 TS\QuantResults\AM 28_for review.batch.bin
Last Cal. Update 12/28/2023 11:25 AM
Analyst Name ISP\datastor
Analyte EDDP **Internal Standard** EDDP-D3



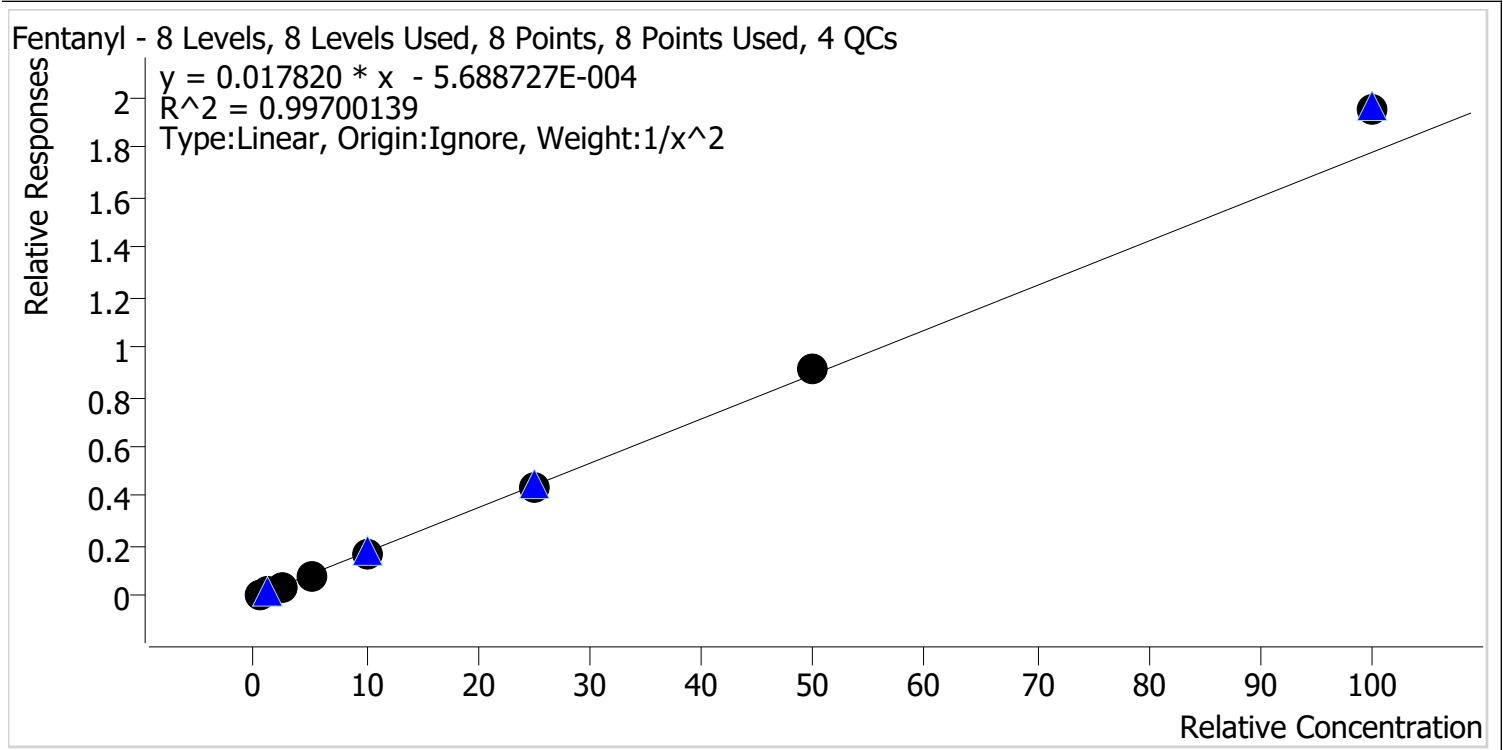
Sample	Level	Enabled	Expected Concentration	Final Concentration	Accuracy
p1 Cal 1-5ng	1	✓	5.0	5.1	101.2
p1 Cal 2-10ng	2	✓	10.0	10.0	99.8
p1 Cal 3 -25ng	3	✓	25.0	24.0	96.0
p1 Cal 4-50ng	4	✓	50.0	48.6	97.3
p1 Cal 5-100ng	5	✓	100.0	98.3	98.3
p1 Cal 6-250ng	6	✓	250.0	249.7	99.9
p1 Cal 7-500ng	7	✓	500.0	514.6	102.9
p1 Cal 8-1000ng	8	✓	1000.0	1046.0	104.6

TS



AM #28 Multi-Drug Quant. Calibration Curve Report

Batch results D:\MassHunter\Data\2023\AM 27 28\122723 AM 27 28 TS\QuantResults\AM 28_for review.batch.bin
Last Cal. Update 12/28/2023 11:25 AM
Analyst Name ISP\datastor
Analyte Fentanyl **Internal Standard** Fentanyl-D5



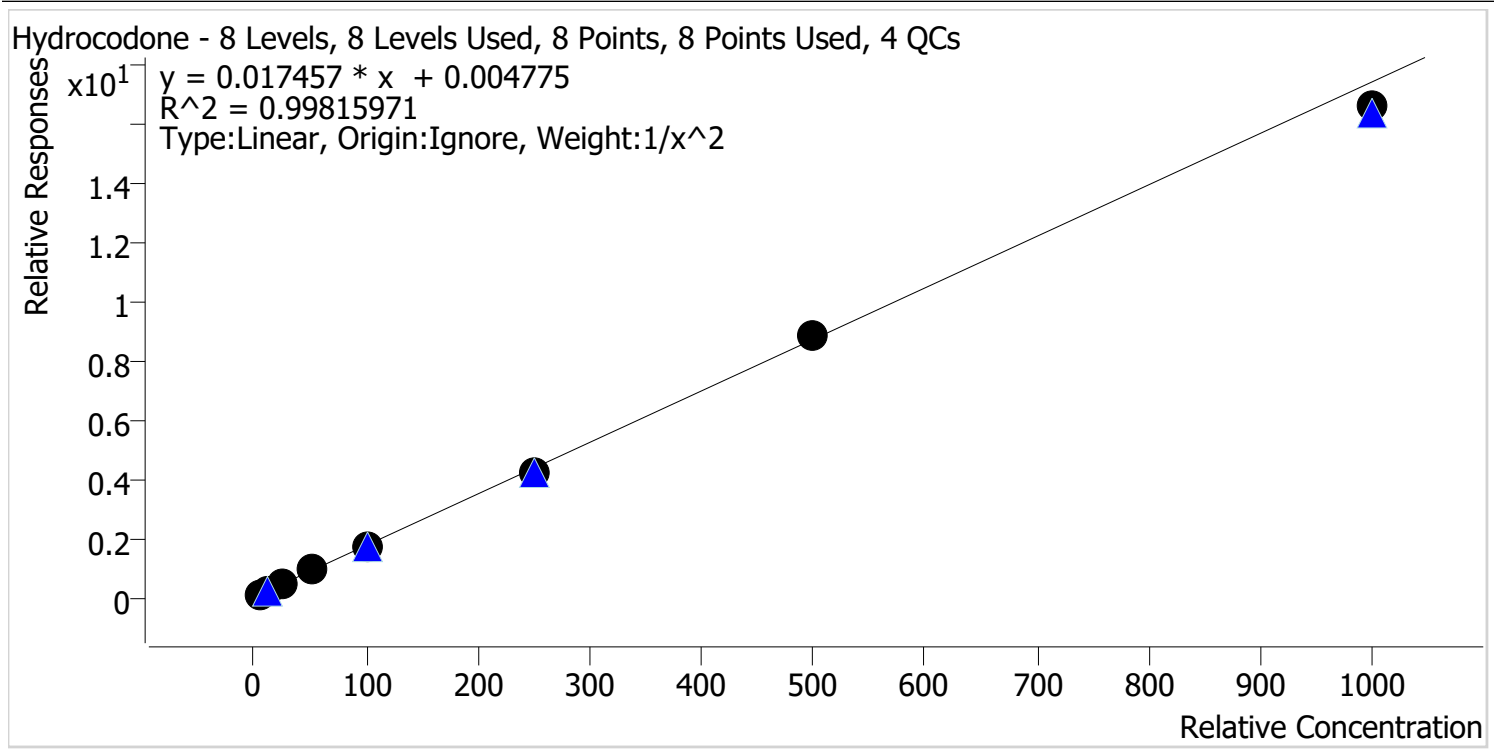
Sample	Level	Enabled	Expected Concentration	Final Concentration	Accuracy
p1 Cal 1-5ng	1	✓	0.5	0.5	102.1
p1 Cal 2-10ng	2	✓	1.0	1.0	99.0
p1 Cal 3 -25ng	3	✓	2.5	2.3	93.6
p1 Cal 4-50ng	4	✓	5.0	4.9	98.0
p1 Cal 5-100ng	5	✓	10.0	9.7	96.7
p1 Cal 6-250ng	6	✓	25.0	24.6	98.5
p1 Cal 7-500ng	7	✓	50.0	51.4	102.8
p1 Cal 8-1000ng	8	✓	100.0	109.3	109.3

TS



AM #28 Multi-Drug Quant. Calibration Curve Report

Batch results D:\MassHunter\Data\2023\AM 27 28\122723 AM 27 28 TS\QuantResults\AM 28_for review.batch.bin
Last Cal. Update 12/28/2023 11:25 AM
Analyst Name ISP\datastor
Analyte Hydrocodone **Internal Standard** Hydrocodone-D6



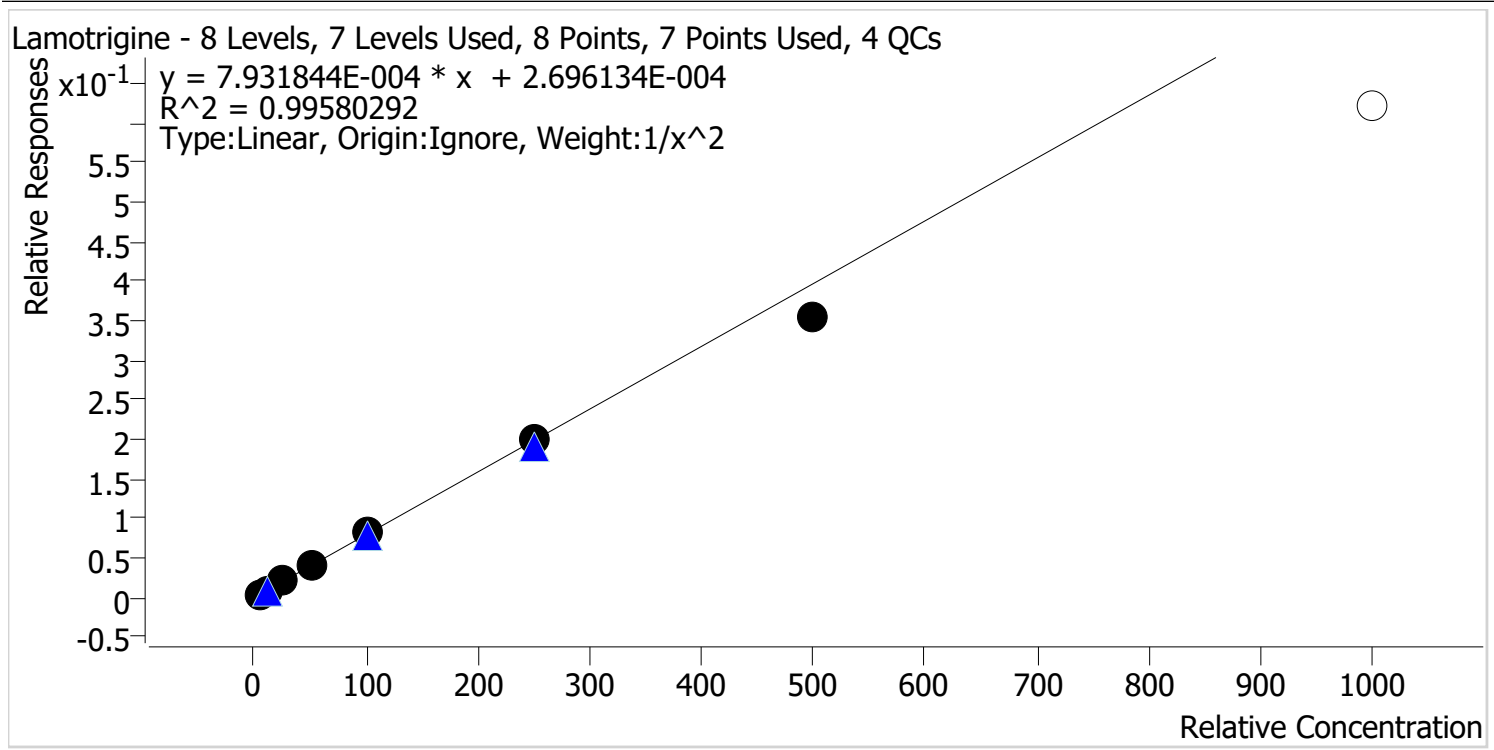
Sample	Level	Enabled	Expected Concentration	Final Concentration	Accuracy
p1 Cal 1-5ng	1	✓	5.0	4.9	98.8
p1 Cal 2-10ng	2	✓	10.0	9.9	99.2
p1 Cal 3 -25ng	3	✓	25.0	26.9	107.5
p1 Cal 4-50ng	4	✓	50.0	51.3	102.6
p1 Cal 5-100ng	5	✓	100.0	98.5	98.5
p1 Cal 6-250ng	6	✓	250.0	243.3	97.3
p1 Cal 7-500ng	7	✓	500.0	504.1	100.8
p1 Cal 8-1000ng	8	✓	1000.0	952.6	95.3

TS



AM #28 Multi-Drug Quant. Calibration Curve Report

Batch results D:\MassHunter\Data\2023\AM 27 28\122723 AM 27 28 TS\QuantResults\AM 28_for review.batch.bin
Last Cal. Update 12/28/2023 11:25 AM
Analyst Name ISP\datastor
Analyte Lamotrigine **Internal Standard** Pseudoephedrine-D3



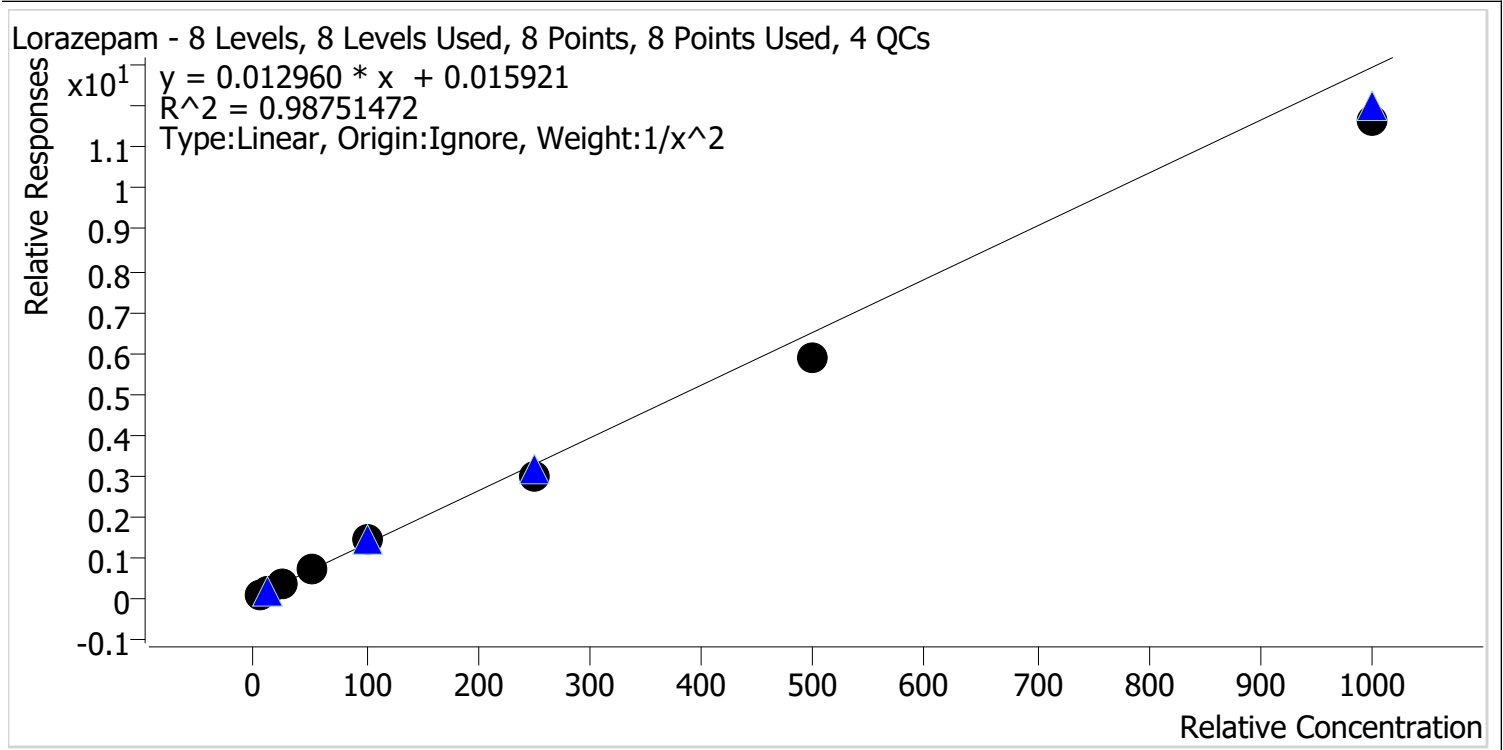
Sample	Level	Enabled	Expected Concentration	Final Concentration	Accuracy
p1 Cal 1-5ng	1	✓	5.0	4.8	96.9
p1 Cal 2-10ng	2	✓	10.0	10.4	104.1
p1 Cal 3 -25ng	3	✓	25.0	26.0	104.0
p1 Cal 4-50ng	4	✓	50.0	50.9	101.9
p1 Cal 5-100ng	5	✓	100.0	104.3	104.3
p1 Cal 6-250ng	6	✓	250.0	249.1	99.7
p1 Cal 7-500ng	7	✓	500.0	446.1	89.2
p1 Cal 8-1000ng	8	x	1000.0	782.5	78.3

TS



AM #28 Multi-Drug Quant. Calibration Curve Report

Batch results D:\MassHunter\Data\2023\AM 27 28\122723 AM 27 28 TS\QuantResults\AM 28_for review.batch.bin
Last Cal. Update 12/28/2023 11:25 AM
Analyst Name ISP\datastor
Analyte Lorazepam **Internal Standard** Oxazepam-D5



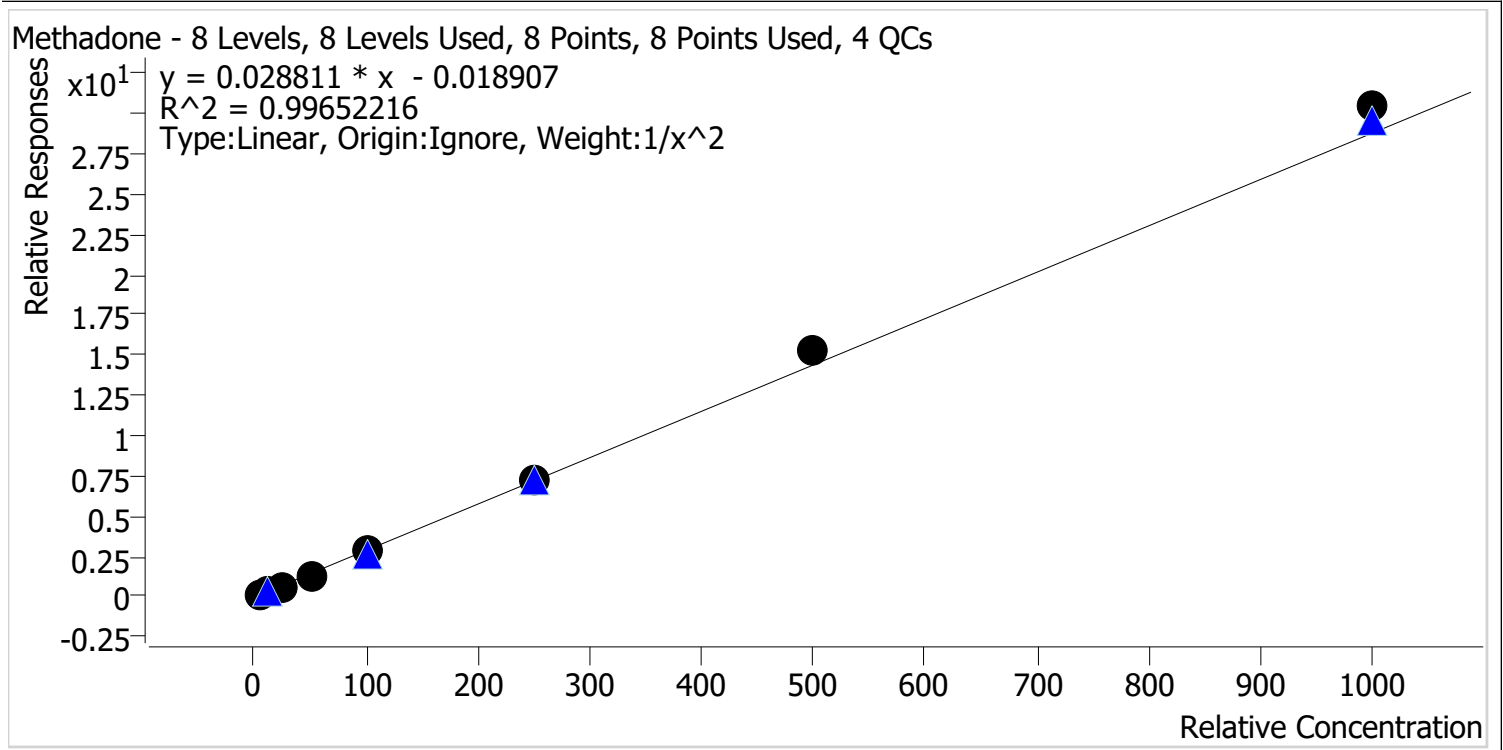
Sample	Level	Enabled	Expected Concentration	Final Concentration	Accuracy
p1 Cal 1-5ng	1	✓	5.0	4.8	95.5
p1 Cal 2-10ng	2	✓	10.0	10.2	102.2
p1 Cal 3 -25ng	3	✓	25.0	27.7	110.9
p1 Cal 4-50ng	4	✓	50.0	55.5	111.0
p1 Cal 5-100ng	5	✓	100.0	110.3	110.3
p1 Cal 6-250ng	6	✓	250.0	225.2	90.1
p1 Cal 7-500ng	7	✓	500.0	449.2	89.8
p1 Cal 8-1000ng	8	✓	1000.0	902.7	90.3

TS



AM #28 Multi-Drug Quant. Calibration Curve Report

Batch results D:\MassHunter\Data\2023\AM 27 28\122723 AM 27 28 TS\QuantResults\AM 28_for review.batch.bin
Last Cal. Update 12/28/2023 11:25 AM
Analyst Name ISP\datastor
Analyte Methadone **Internal Standard** Methadone-D9



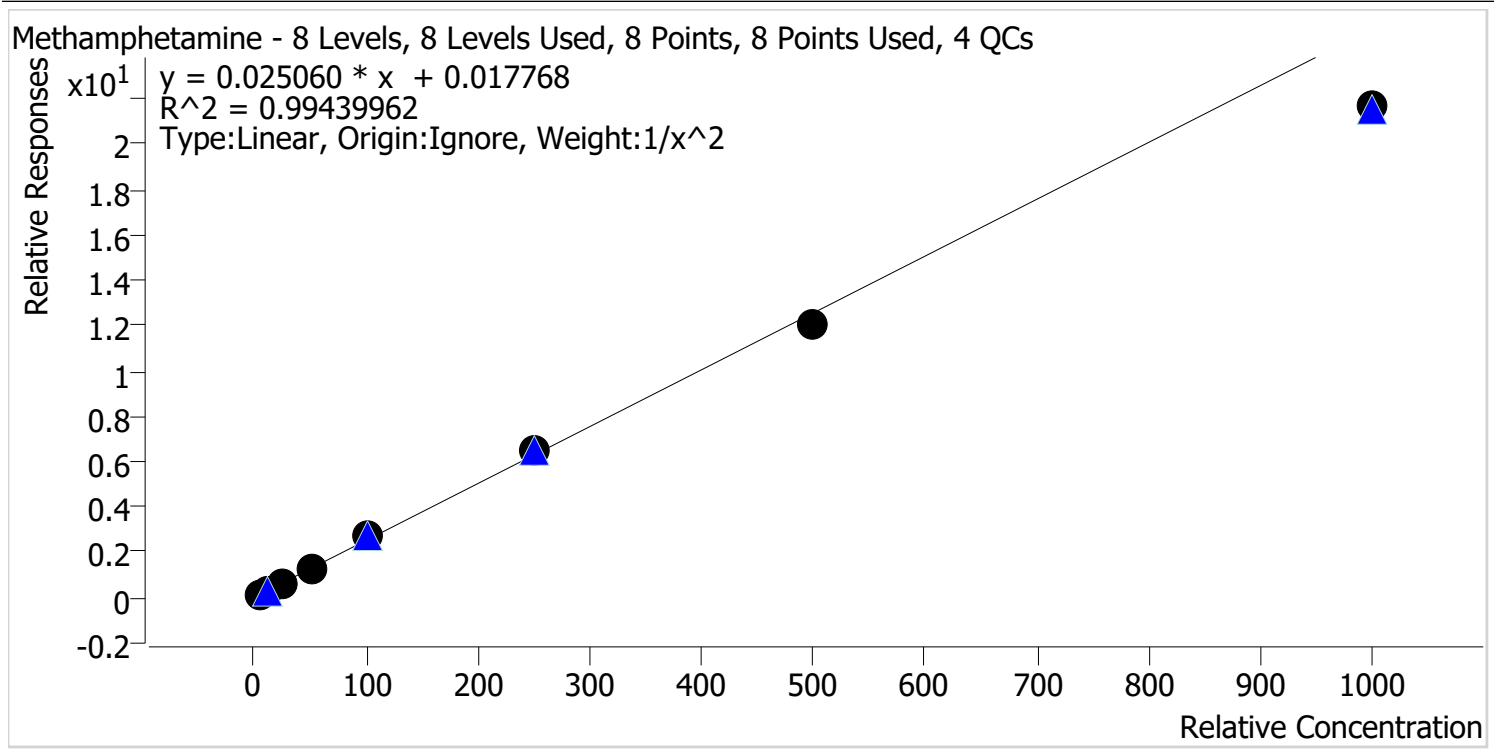
Sample	Level	Enabled	Expected Concentration	Final Concentration	Accuracy
p1 Cal 1-5ng	1	✓	5.0	5.2	103.9
p1 Cal 2-10ng	2	✓	10.0	9.6	95.6
p1 Cal 3 -25ng	3	✓	25.0	23.4	93.6
p1 Cal 4-50ng	4	✓	50.0	47.5	95.0
p1 Cal 5-100ng	5	✓	100.0	98.2	98.2
p1 Cal 6-250ng	6	✓	250.0	253.0	101.2
p1 Cal 7-500ng	7	✓	500.0	533.5	106.7
p1 Cal 8-1000ng	8	✓	1000.0	1058.0	105.8

TS



AM #28 Multi-Drug Quant. Calibration Curve Report

Batch results D:\MassHunter\Data\2023\AM 27 28\122723 AM 27 28 TS\QuantResults\AM 28_for review.batch.bin
Last Cal. Update 12/28/2023 11:25 AM
Analyst Name ISP\datastor
Analyte Methamphetamine **Internal Standard** Methamphetamine-D11



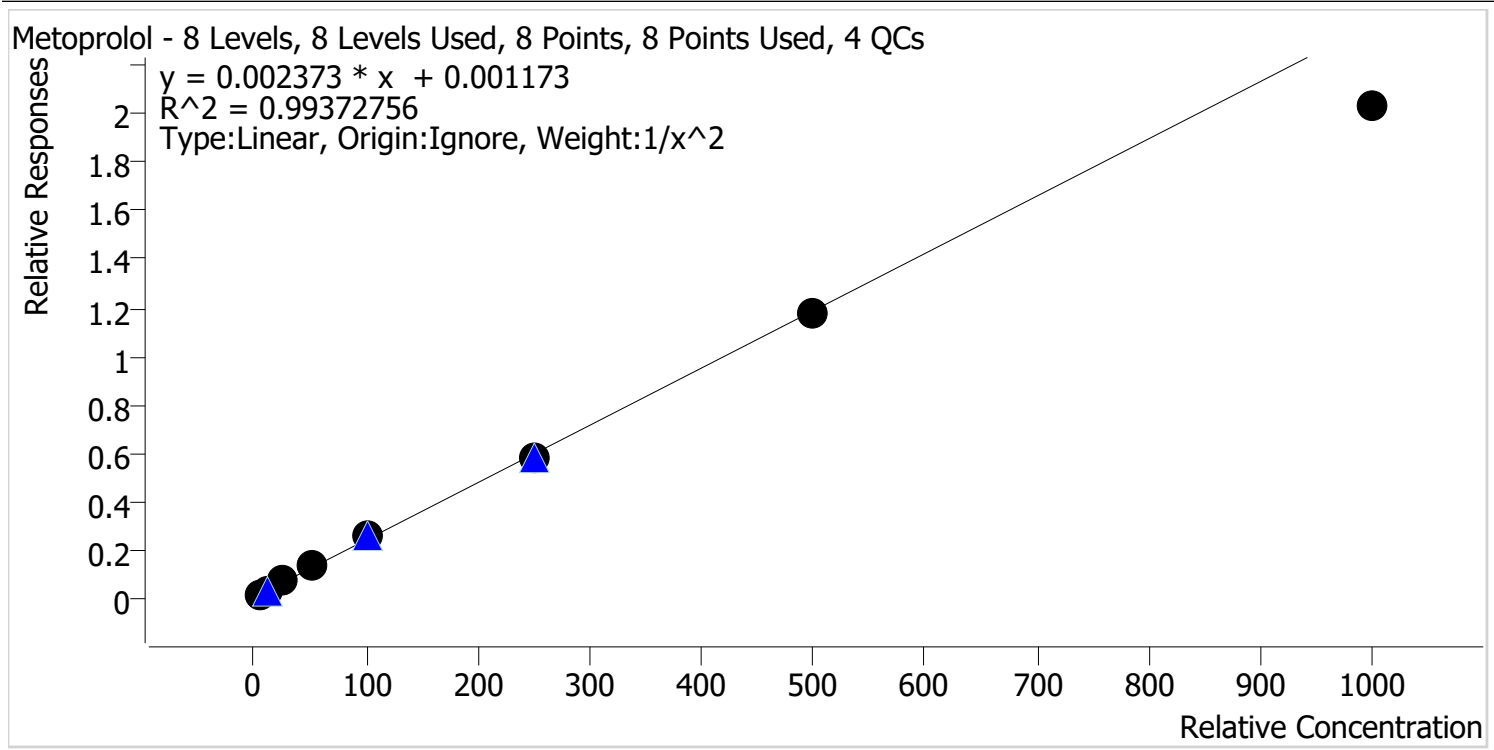
Sample	Level	Enabled	Expected Concentration	Final Concentration	Accuracy
p1 Cal 1-5ng	1	✓	5.0	4.9	98.3
p1 Cal 2-10ng	2	✓	10.0	10.0	99.8
p1 Cal 3 -25ng	3	✓	25.0	26.3	105.2
p1 Cal 4-50ng	4	✓	50.0	52.6	105.2
p1 Cal 5-100ng	5	✓	100.0	105.5	105.5
p1 Cal 6-250ng	6	✓	250.0	258.0	103.2
p1 Cal 7-500ng	7	✓	500.0	482.0	96.4
p1 Cal 8-1000ng	8	✓	1000.0	863.6	86.4

TS



AM #28 Multi-Drug Quant. Calibration Curve Report

Batch results D:\MassHunter\Data\2023\AM 27 28\122723 AM 27 28 TS\QuantResults\AM 28_for review.batch.bin
Last Cal. Update 12/28/2023 11:25 AM
Analyst Name ISP\datastor
Analyte Metoprolol **Internal Standard** Tramadol-13C-D3



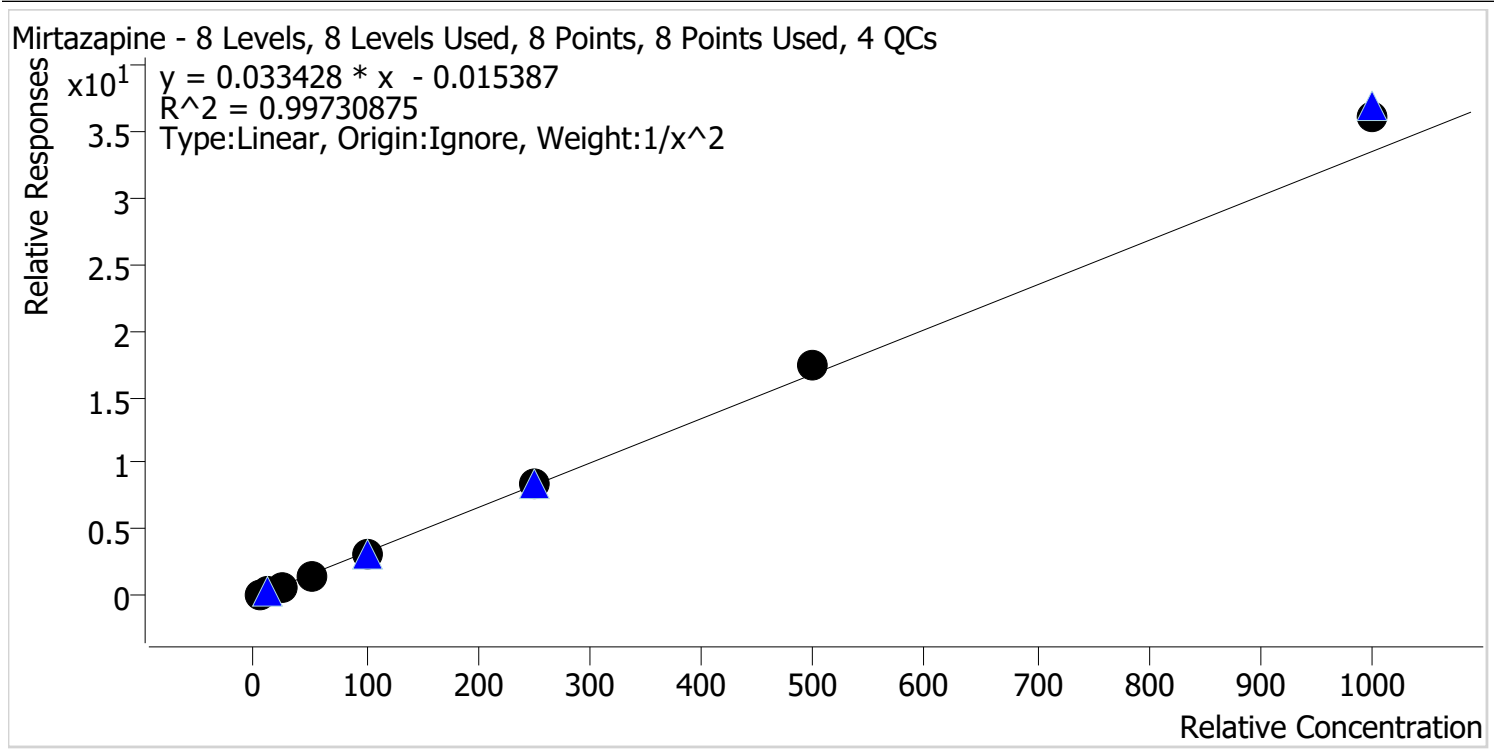
Sample	Level	Enabled	Expected Concentration	Final Concentration	Accuracy
p1 Cal 1-5ng	1	✓	5.0	4.9	97.6
p1 Cal 2-10ng	2	✓	10.0	10.1	100.7
p1 Cal 3 -25ng	3	✓	25.0	26.5	106.1
p1 Cal 4-50ng	4	✓	50.0	52.9	105.8
p1 Cal 5-100ng	5	✓	100.0	106.8	106.8
p1 Cal 6-250ng	6	✓	250.0	245.1	98.0
p1 Cal 7-500ng	7	✓	500.0	496.2	99.2
p1 Cal 8-1000ng	8	✓	1000.0	856.9	85.7

TS



AM #28 Multi-Drug Quant. Calibration Curve Report

Batch results D:\MassHunter\Data\2023\AM 27 28\122723 AM 27 28 TS\QuantResults\AM 28_for review.batch.bin
Last Cal. Update 12/28/2023 11:25 AM
Analyst Name ISP\datastor
Analyte Mirtazapine **Internal Standard** alpha-PVP-D8



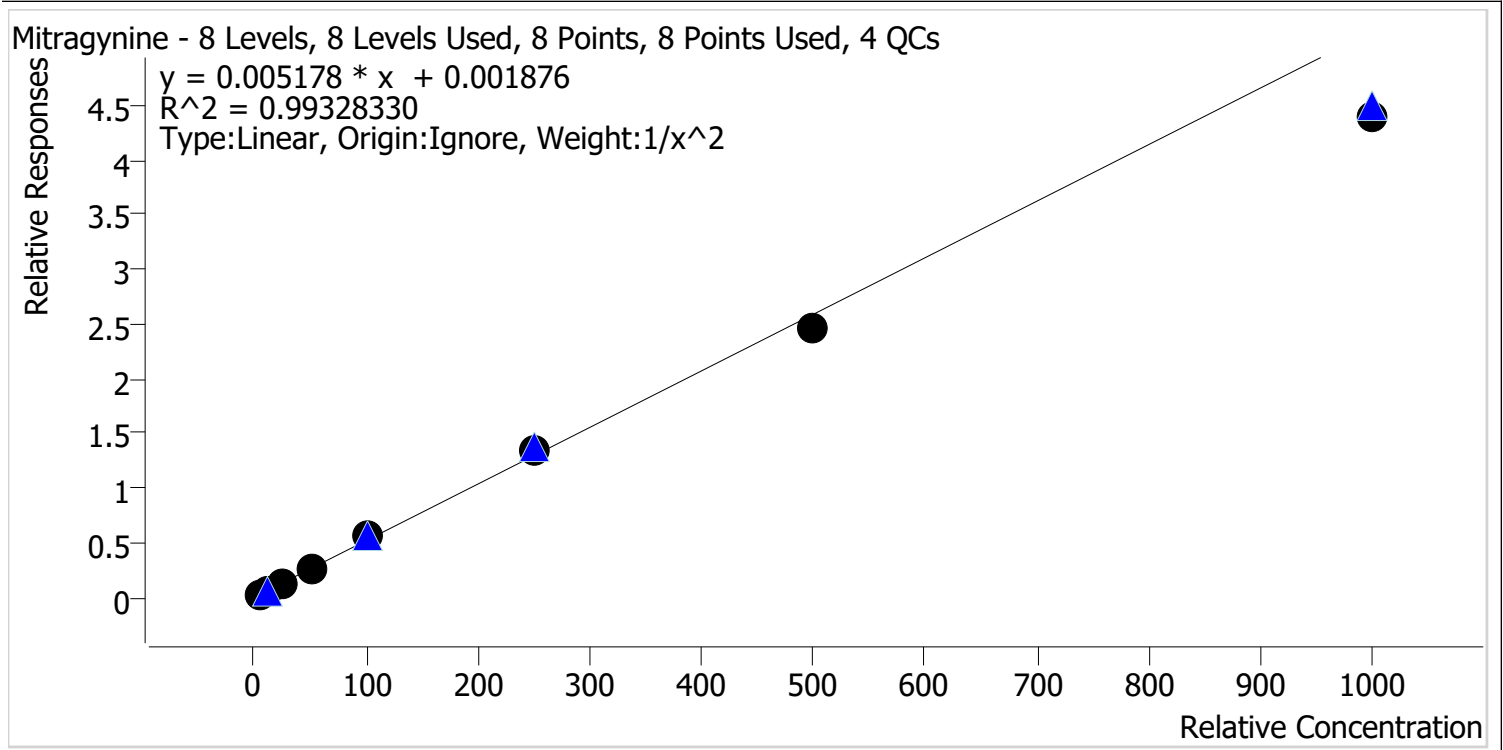
Sample	Level	Enabled	Expected Concentration	Final Concentration	Accuracy
p1 Cal 1-5ng	1	✓	5.0	5.1	102.9
p1 Cal 2-10ng	2	✓	10.0	9.7	97.0
p1 Cal 3 -25ng	3	✓	25.0	24.1	96.2
p1 Cal 4-50ng	4	✓	50.0	47.4	94.8
p1 Cal 5-100ng	5	✓	100.0	96.7	96.7
p1 Cal 6-250ng	6	✓	250.0	252.9	101.2
p1 Cal 7-500ng	7	✓	500.0	518.0	103.6
p1 Cal 8-1000ng	8	✓	1000.0	1076.6	107.7

TS



AM #28 Multi-Drug Quant. Calibration Curve Report

Batch results D:\MassHunter\Data\2023\AM 27 28\122723 AM 27 28 TS\QuantResults\AM 28_for review.batch.bin
Last Cal. Update 12/28/2023 11:25 AM
Analyst Name ISP\datastor
Analyte Mitragynine **Internal Standard** Methadone-D9



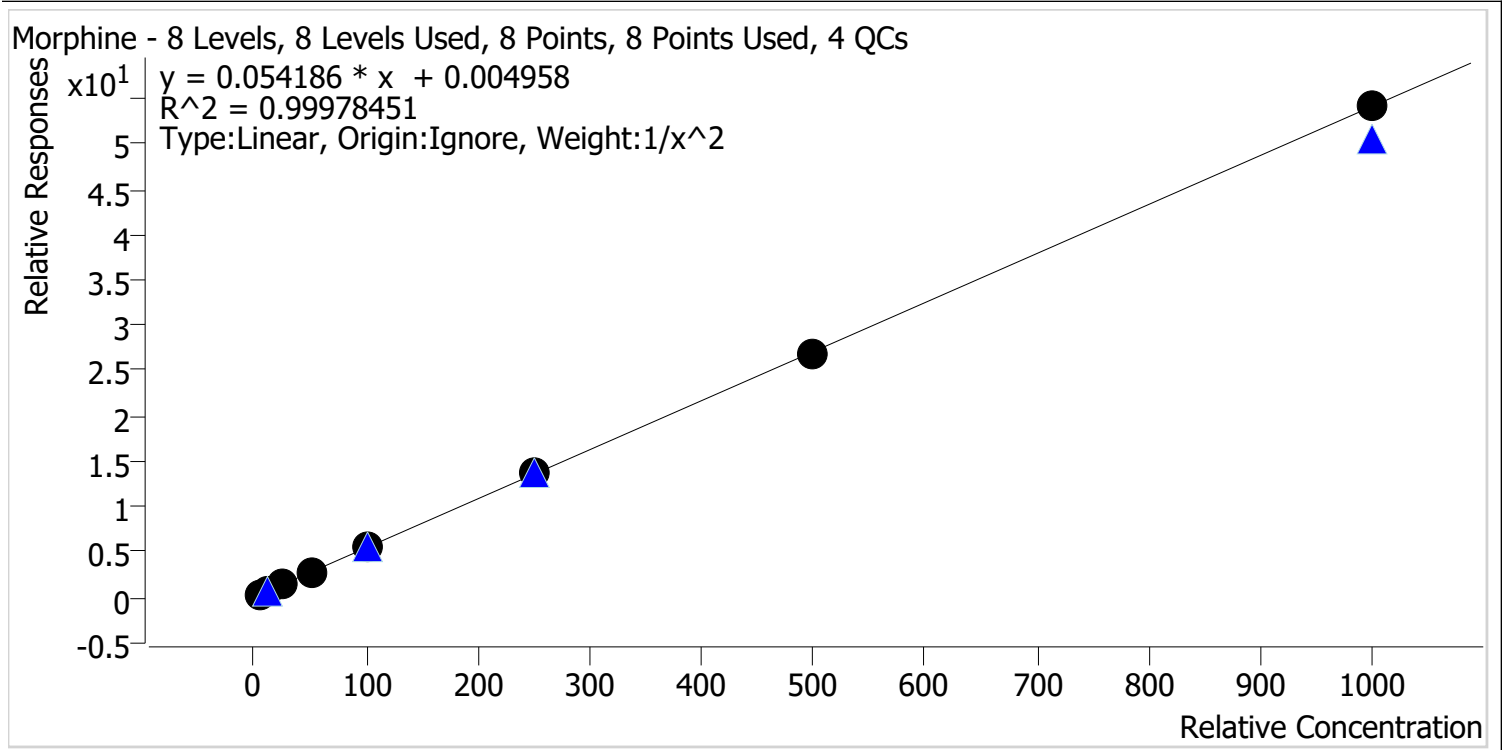
Sample	Level	Enabled	Expected Concentration	Final Concentration	Accuracy
p1 Cal 1-5ng	1	✓	5.0	4.9	97.4
p1 Cal 2-10ng	2	✓	10.0	10.1	101.5
p1 Cal 3 -25ng	3	✓	25.0	26.3	105.1
p1 Cal 4-50ng	4	✓	50.0	52.7	105.4
p1 Cal 5-100ng	5	✓	100.0	107.0	107.0
p1 Cal 6-250ng	6	✓	250.0	256.7	102.7
p1 Cal 7-500ng	7	✓	500.0	478.5	95.7
p1 Cal 8-1000ng	8	✓	1000.0	852.4	85.2

TS



AM #28 Multi-Drug Quant. Calibration Curve Report

Batch results D:\MassHunter\Data\2023\AM 27 28\122723 AM 27 28 TS\QuantResults\AM 28_for review.batch.bin
Last Cal. Update 12/28/2023 11:25 AM
Analyst Name ISP\datastor
Analyte Morphine **Internal Standard** Morphine-D6



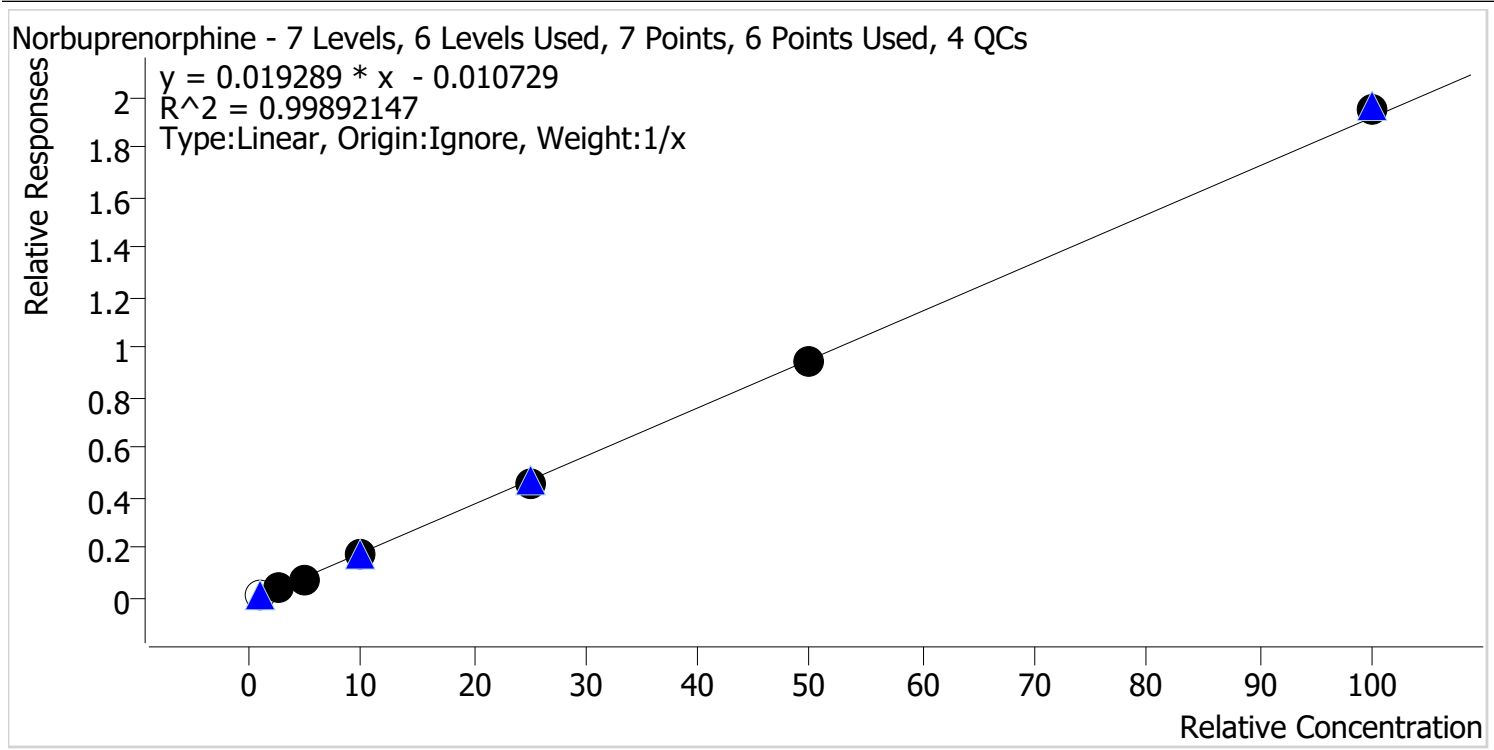
Sample	Level	Enabled	Expected Concentration	Final Concentration	Accuracy
p1 Cal 1-5ng	1	✓	5.0	5.0	101.0
p1 Cal 2-10ng	2	✓	10.0	9.8	97.9
p1 Cal 3 -25ng	3	✓	25.0	24.9	99.5
p1 Cal 4-50ng	4	✓	50.0	50.5	101.0
p1 Cal 5-100ng	5	✓	100.0	101.1	101.1
p1 Cal 6-250ng	6	✓	250.0	252.7	101.1
p1 Cal 7-500ng	7	✓	500.0	492.2	98.4
p1 Cal 8-1000ng	8	✓	1000.0	1000.3	100.0

TS



AM #28 Multi-Drug Quant. Calibration Curve Report

Batch results D:\MassHunter\Data\2023\AM 27 28\122723 AM 27 28 TS\QuantResults\AM 28_for review.batch.bin
Last Cal. Update 12/28/2023 11:25 AM
Analyst Name ISP\datastor
Analyte Norbuprenorphine **Internal Standard** Norbuprenorphine-D3



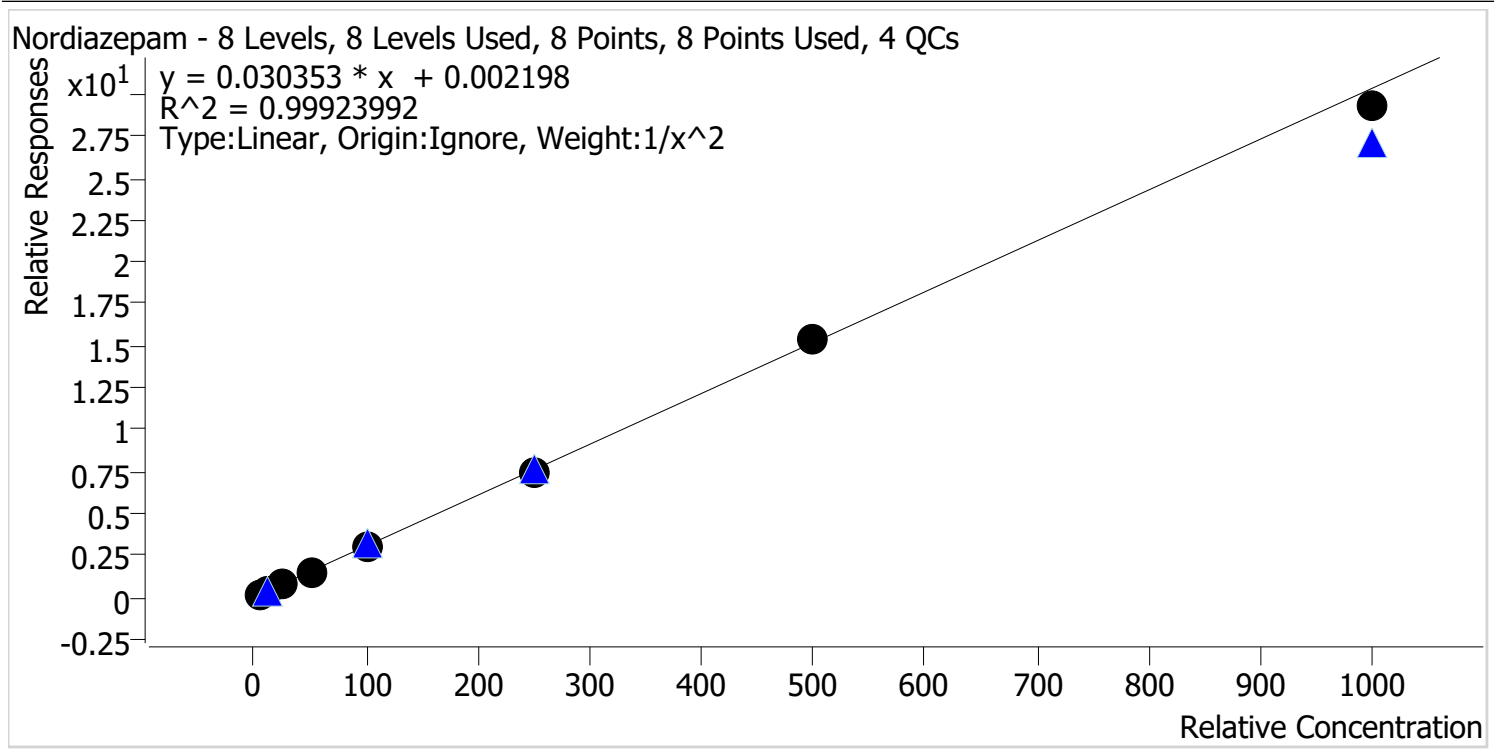
Sample	Level	Enabled	Expected Concentration	Final Concentration	Accuracy
p1 Cal 2-10ng	2	x	1.0	1.4	142.5
p1 Cal 3 -25ng	3	✓	2.5	2.8	112.9
p1 Cal 4-50ng	4	✓	5.0	4.6	92.9
p1 Cal 5-100ng	5	✓	10.0	9.8	97.6
p1 Cal 6-250ng	6	✓	25.0	24.0	96.0
p1 Cal 7-500ng	7	✓	50.0	49.3	98.7
p1 Cal 8-1000ng	8	✓	100.0	101.9	101.9

TS



AM #28 Multi-Drug Quant. Calibration Curve Report

Batch results D:\MassHunter\Data\2023\AM 27 28\122723 AM 27 28 TS\QuantResults\AM 28_for review.batch.bin
Last Cal. Update 12/28/2023 11:25 AM
Analyst Name ISP\datastor
Analyte Nordiazepam **Internal Standard** Nordiazepam-D5



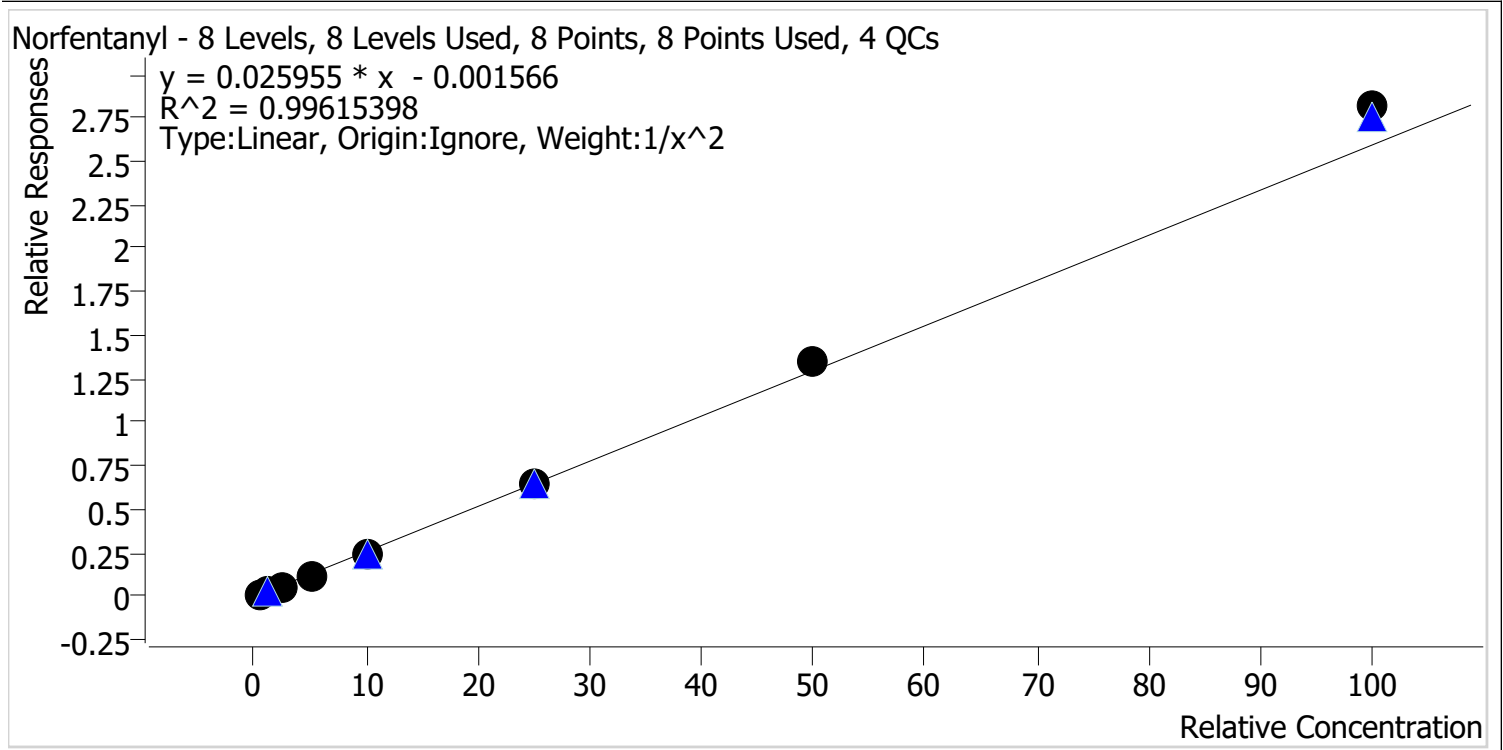
Sample	Level	Enabled	Expected Concentration	Final Concentration	Accuracy
p1 Cal 1-5ng	1	✓	5.0	4.9	97.7
p1 Cal 2-10ng	2	✓	10.0	10.3	103.4
p1 Cal 3 -25ng	3	✓	25.0	25.7	102.7
p1 Cal 4-50ng	4	✓	50.0	50.2	100.4
p1 Cal 5-100ng	5	✓	100.0	100.1	100.1
p1 Cal 6-250ng	6	✓	250.0	246.0	98.4
p1 Cal 7-500ng	7	✓	500.0	503.7	100.7
p1 Cal 8-1000ng	8	✓	1000.0	964.7	96.5

TS



AM #28 Multi-Drug Quant. Calibration Curve Report

Batch results D:\MassHunter\Data\2023\AM 27 28\122723 AM 27 28 TS\QuantResults\AM 28_for review.batch.bin
Last Cal. Update 12/28/2023 11:25 AM
Analyst Name ISP\datastor
Analyte Norfentanyl **Internal Standard** Norfentanyl-D5



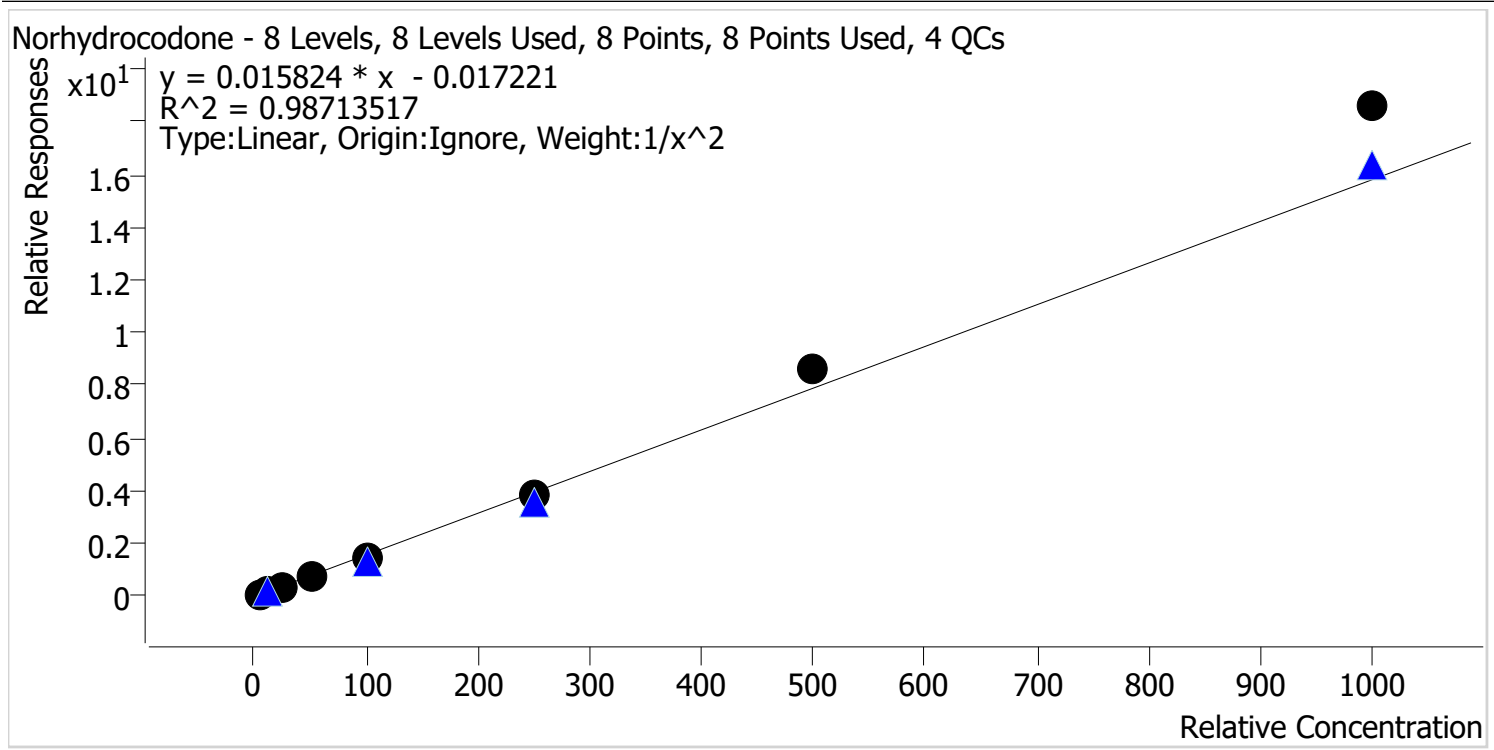
Sample	Level	Enabled	Expected Concentration	Final Concentration	Accuracy
p1 Cal 1-5ng	1	✓	0.5	0.5	104.9
p1 Cal 2-10ng	2	✓	1.0	0.9	92.8
p1 Cal 3 -25ng	3	✓	2.5	2.4	94.6
p1 Cal 4-50ng	4	✓	5.0	4.9	97.8
p1 Cal 5-100ng	5	✓	10.0	9.8	97.8
p1 Cal 6-250ng	6	✓	25.0	24.9	99.7
p1 Cal 7-500ng	7	✓	50.0	51.9	103.8
p1 Cal 8-1000ng	8	✓	100.0	108.6	108.6

TS



AM #28 Multi-Drug Quant. Calibration Curve Report

Batch results D:\MassHunter\Data\2023\AM 27 28\122723 AM 27 28 TS\QuantResults\AM 28_for review.batch.bin
Last Cal. Update 12/28/2023 11:25 AM
Analyst Name ISP\datastor
Analyte Norhydrocodone **Internal Standard** Norhydrocodone-D3



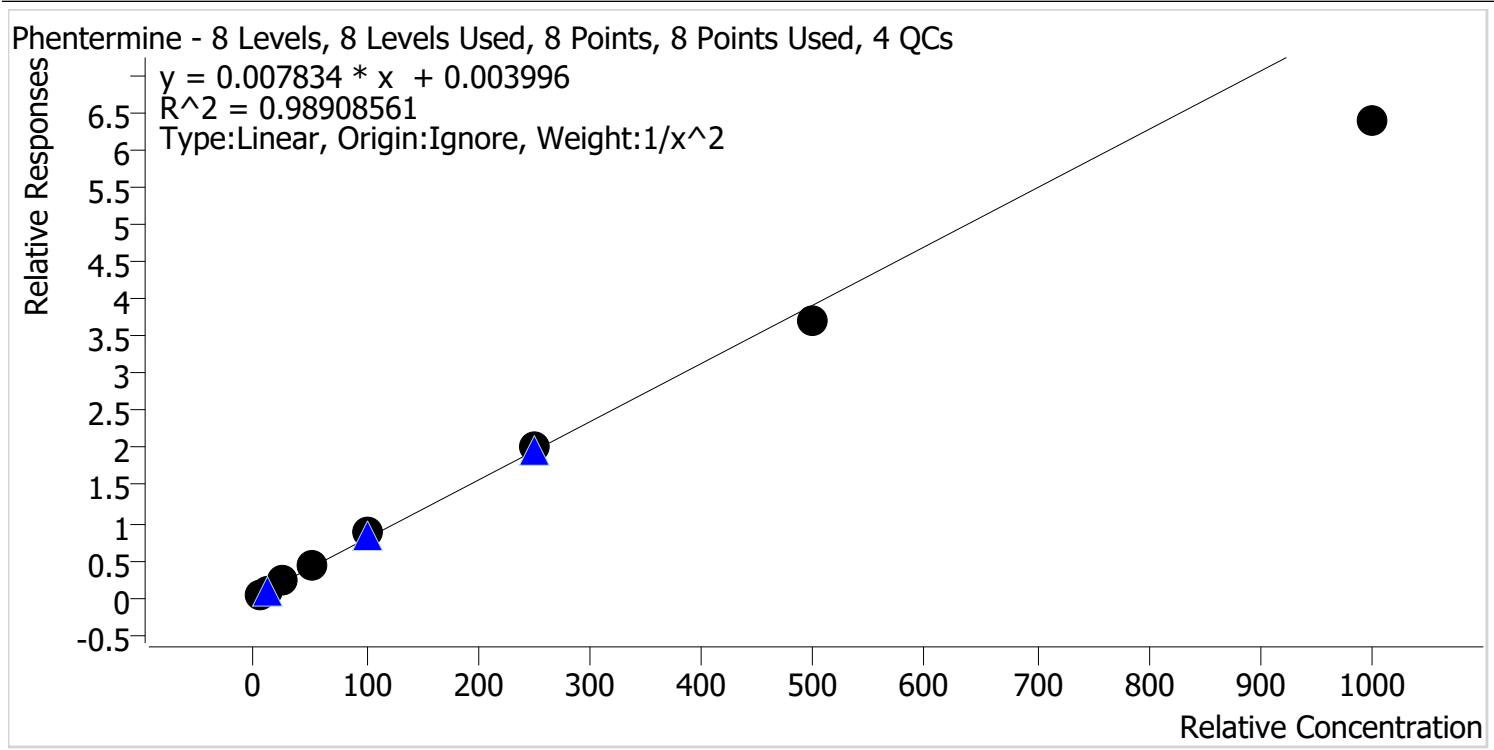
Sample	Level	Enabled	Expected Concentration	Final Concentration	Accuracy
p1 Cal 1-5ng	1	✓	5.0	5.3	106.7
p1 Cal 2-10ng	2	✓	10.0	9.2	91.7
p1 Cal 3 -25ng	3	✓	25.0	23.3	93.1
p1 Cal 4-50ng	4	✓	50.0	44.5	88.9
p1 Cal 5-100ng	5	✓	100.0	95.5	95.5
p1 Cal 6-250ng	6	✓	250.0	244.9	98.0
p1 Cal 7-500ng	7	✓	500.0	541.8	108.4
p1 Cal 8-1000ng	8	✓	1000.0	1176.1	117.6

TS



AM #28 Multi-Drug Quant. Calibration Curve Report

Batch results D:\MassHunter\Data\2023\AM 27 28\122723 AM 27 28 TS\QuantResults\AM 28_for review.batch.bin
Last Cal. Update 12/28/2023 11:25 AM
Analyst Name ISP\datastor
Analyte Phentermine **Internal Standard** Phentermine-D5



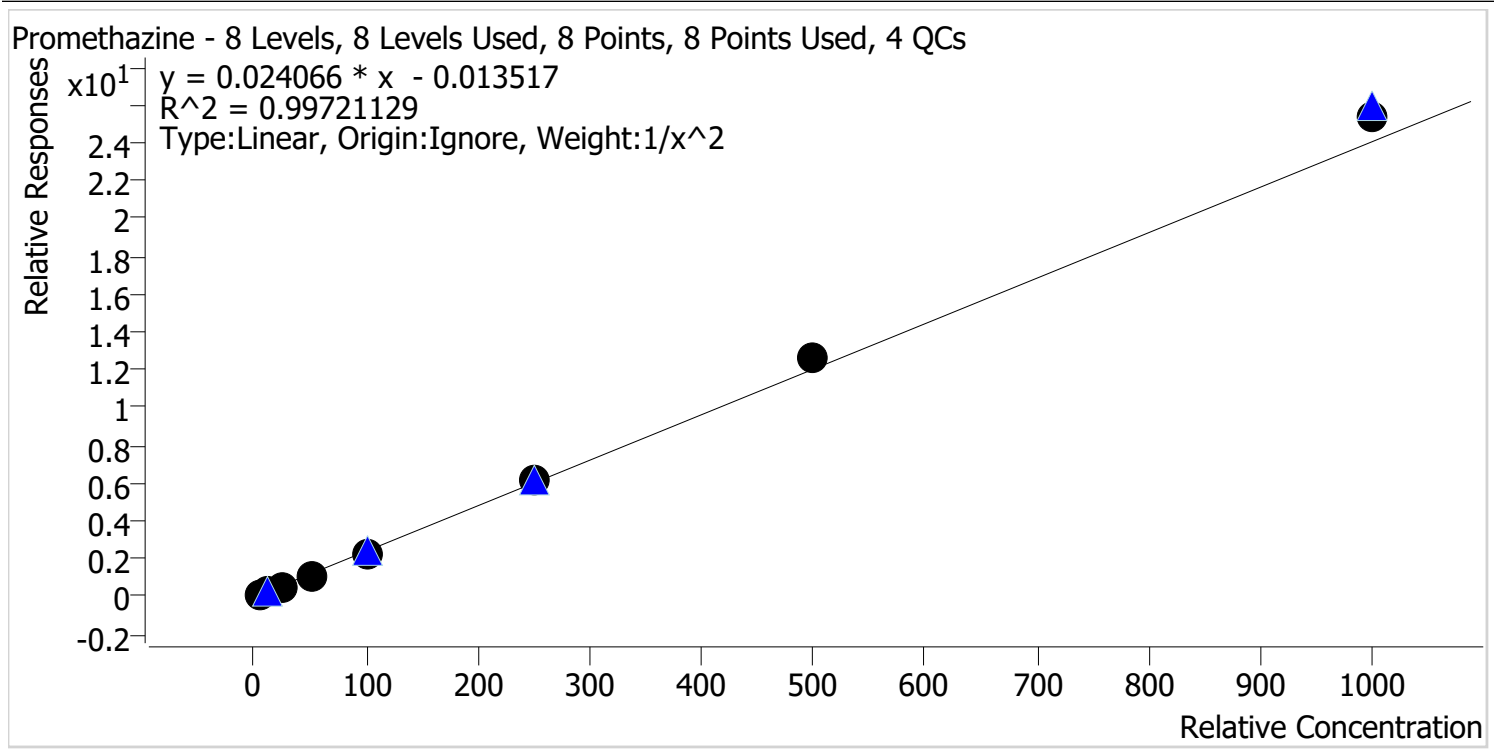
Sample	Level	Enabled	Expected Concentration	Final Concentration	Accuracy
p1 Cal 1-5ng	1	✓	5.0	4.9	97.1
p1 Cal 2-10ng	2	✓	10.0	10.1	100.6
p1 Cal 3 -25ng	3	✓	25.0	26.9	107.4
p1 Cal 4-50ng	4	✓	50.0	54.1	108.1
p1 Cal 5-100ng	5	✓	100.0	108.5	108.5
p1 Cal 6-250ng	6	✓	250.0	255.3	102.1
p1 Cal 7-500ng	7	✓	500.0	474.1	94.8
p1 Cal 8-1000ng	8	✓	1000.0	813.3	81.3

TS



AM #28 Multi-Drug Quant. Calibration Curve Report

Batch results D:\MassHunter\Data\2023\AM 27 28\122723 AM 27 28 TS\QuantResults\AM 28_for review.batch.bin
Last Cal. Update 12/28/2023 11:25 AM
Analyst Name ISP\datastor
Analyte Promethazine **Internal Standard** Promethazine-D3



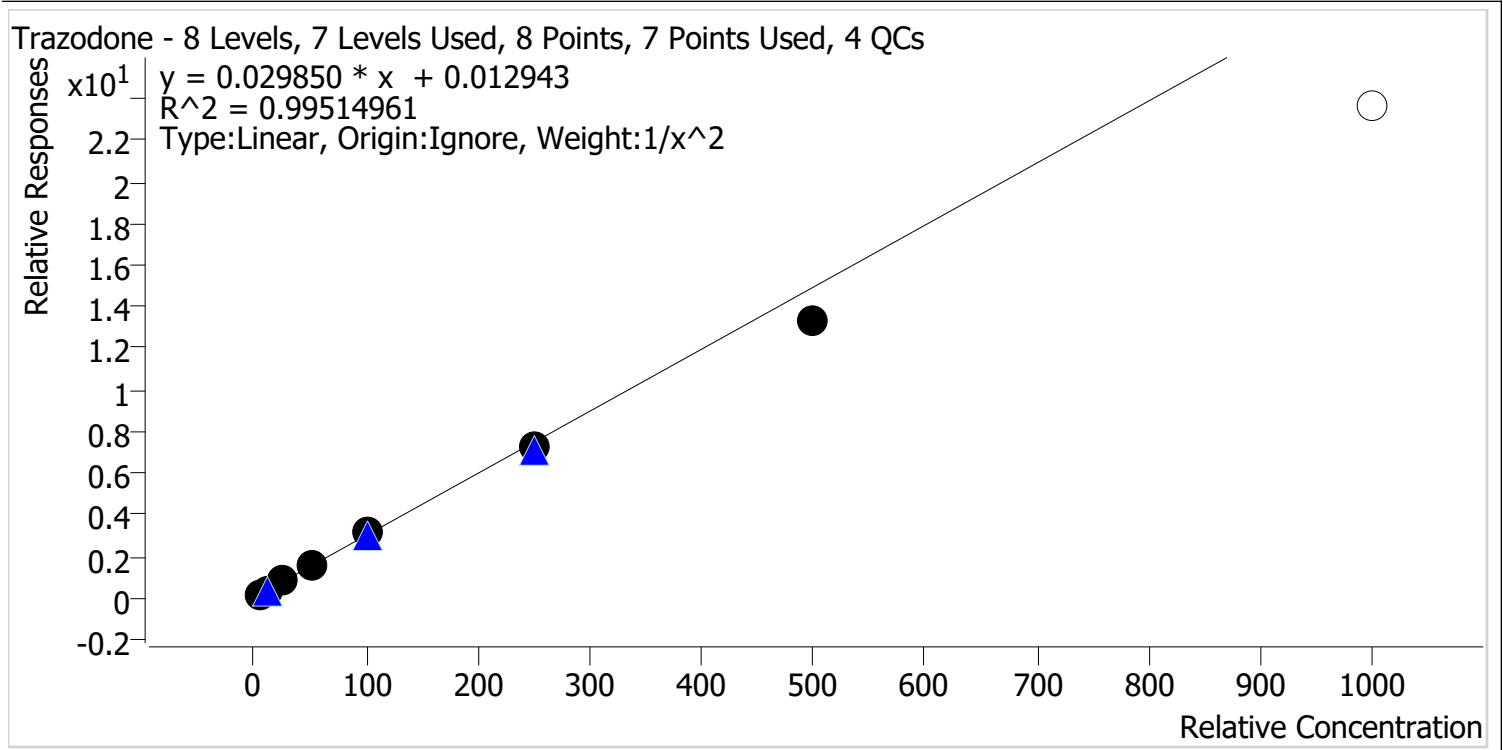
Sample	Level	Enabled	Expected Concentration	Final Concentration	Accuracy
p1 Cal 1-5ng	1	✓	5.0	5.2	103.7
p1 Cal 2-10ng	2	✓	10.0	9.5	95.2
p1 Cal 3 -25ng	3	✓	25.0	24.0	95.9
p1 Cal 4-50ng	4	✓	50.0	47.6	95.3
p1 Cal 5-100ng	5	✓	100.0	97.2	97.2
p1 Cal 6-250ng	6	✓	250.0	254.4	101.8
p1 Cal 7-500ng	7	✓	500.0	527.0	105.4
p1 Cal 8-1000ng	8	✓	1000.0	1055.7	105.6

TS



AM #28 Multi-Drug Quant. Calibration Curve Report

Batch results D:\MassHunter\Data\2023\AM 27 28\122723 AM 27 28 TS\QuantResults\AM 28_for review.batch.bin
Last Cal. Update 12/28/2023 11:25 AM
Analyst Name ISP\datastor
Analyte Trazodone **Internal Standard** Trazodone-D6



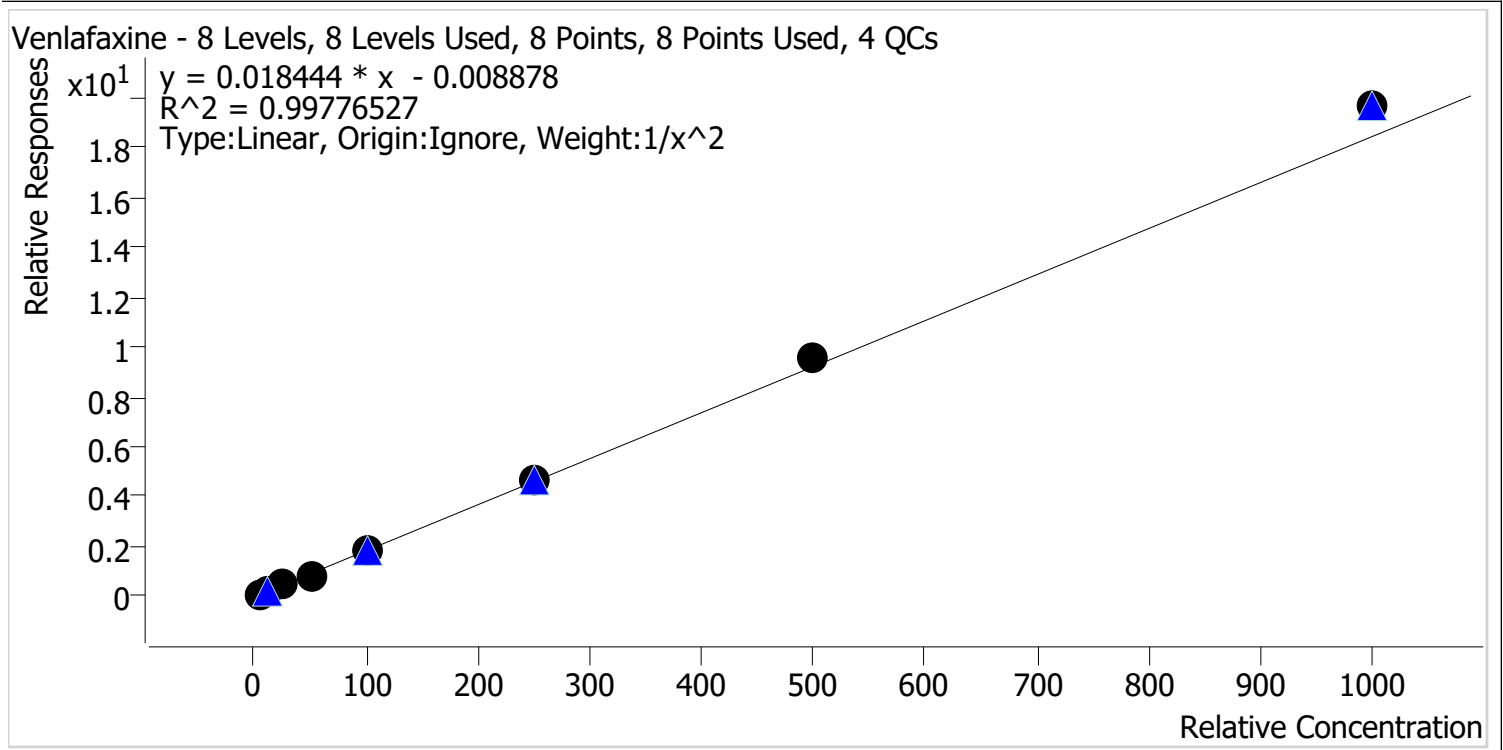
Sample	Level	Enabled	Expected Concentration	Final Concentration	Accuracy
p1 Cal 1-5ng	1	✓	5.0	4.9	98.5
p1 Cal 2-10ng	2	✓	10.0	9.9	99.4
p1 Cal 3 -25ng	3	✓	25.0	26.4	105.7
p1 Cal 4-50ng	4	✓	50.0	53.2	106.5
p1 Cal 5-100ng	5	✓	100.0	103.0	103.0
p1 Cal 6-250ng	6	✓	250.0	244.8	97.9
p1 Cal 7-500ng	7	✓	500.0	445.4	89.1
p1 Cal 8-1000ng	8	x	1000.0	791.6	79.2

TS



AM #28 Multi-Drug Quant. Calibration Curve Report

Batch results D:\MassHunter\Data\2023\AM 27 28\122723 AM 27 28 TS\QuantResults\AM 28_for review.batch.bin
Last Cal. Update 12/28/2023 11:25 AM
Analyst Name ISP\datastor
Analyte Venlafaxine **Internal Standard** Venlafaxine-D6



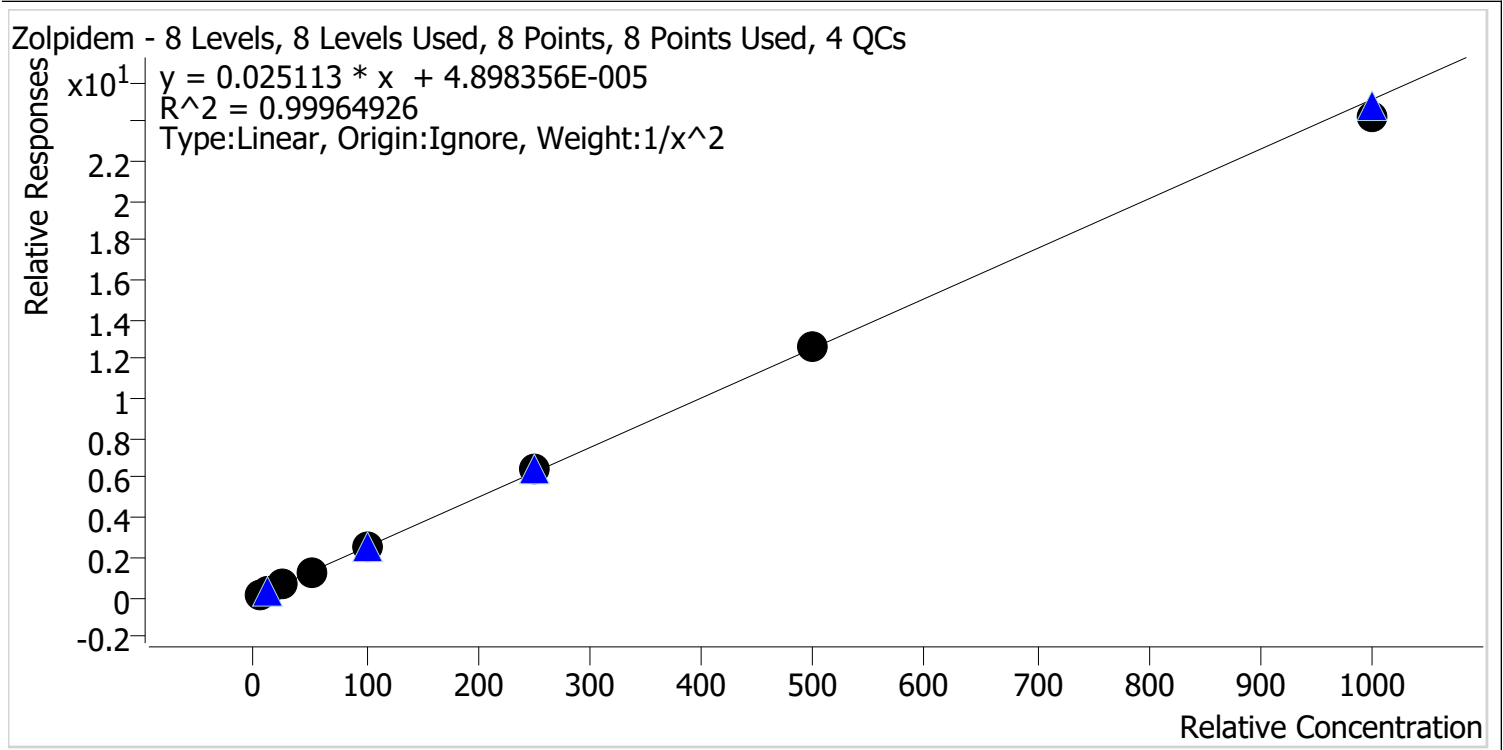
Sample	Level	Enabled	Expected Concentration	Final Concentration	Accuracy
p1 Cal 1-5ng	1	✓	5.0	5.1	102.6
p1 Cal 2-10ng	2	✓	10.0	9.7	97.1
p1 Cal 3 -25ng	3	✓	25.0	24.3	97.1
p1 Cal 4-50ng	4	✓	50.0	47.4	94.7
p1 Cal 5-100ng	5	✓	100.0	96.9	96.9
p1 Cal 6-250ng	6	✓	250.0	252.8	101.1
p1 Cal 7-500ng	7	✓	500.0	520.2	104.0
p1 Cal 8-1000ng	8	✓	1000.0	1063.4	106.3

TS



AM #28 Multi-Drug Quant. Calibration Curve Report

Batch results D:\MassHunter\Data\2023\AM 27 28\122723 AM 27 28 TS\QuantResults\AM 28_for review.batch.bin
Last Cal. Update 12/28/2023 11:25 AM
Analyst Name ISP\datastor
Analyte Zolpidem **Internal Standard** Zolpidem-D6



Sample	Level	Enabled	Expected Concentration	Final Concentration	Accuracy
p1 Cal 1-5ng	1	✓	5.0	5.0	100.3
p1 Cal 2-10ng	2	✓	10.0	9.9	99.1
p1 Cal 3 -25ng	3	✓	25.0	25.1	100.3
p1 Cal 4-50ng	4	✓	50.0	50.1	100.3
p1 Cal 5-100ng	5	✓	100.0	101.1	101.1
p1 Cal 6-250ng	6	✓	250.0	255.4	102.2
p1 Cal 7-500ng	7	✓	500.0	500.7	100.1
p1 Cal 8-1000ng	8	✓	1000.0	966.3	96.6

TS



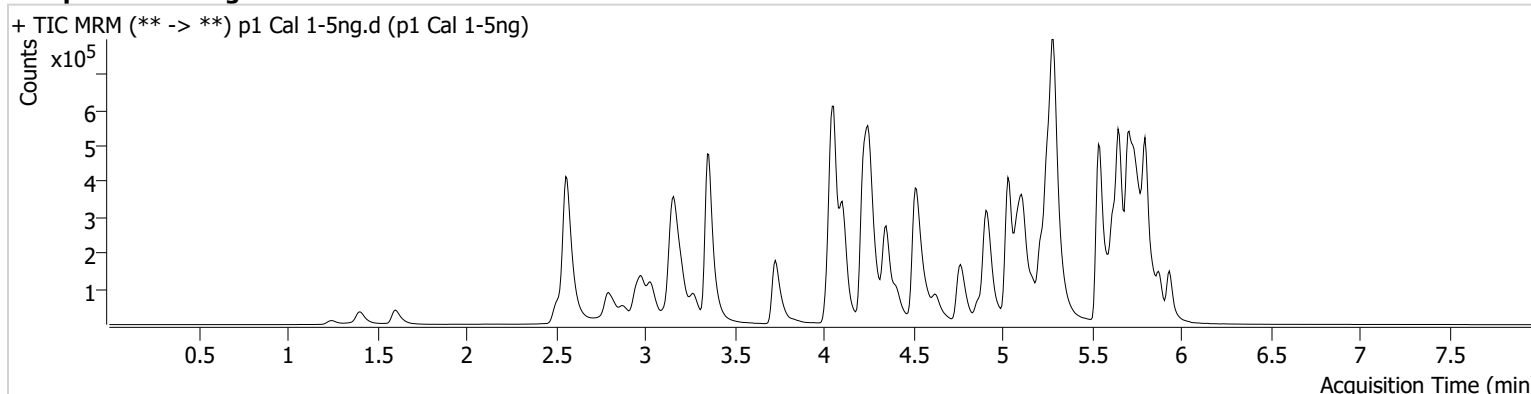
AM #28 Multi-Drug Quant. Results

Batch results D:\MassHunter\Data\2023\AM 27 28\122723 AM 27 28 TS\QuantResults\AM 28_for review.batch.bin
Calibration Last Update 12/28/2023 11:25:13 AM

Instrument Falco (069901) **Data File** p1 Cal 1-5ng.d
Type Cal **Sample** p1 Cal 1-5ng
Acq. Method AM 28 MDQ P1.m **Operator** Tamara Salazar
Sample Position P2-A1 **Comment**
Injection Volume 2
Acq. Date-Time 12/27/2023 10:58:01 PM
Sample Info.

Only drugs and concentrations listed on the laboratory report itself are appropriate to be used for interpretation purposes. Any drugs or values included in the notes but not included on the report are used by laboratory personnel to make determinations/reach conclusions within the confines of the methods.

Sample Chromatogram



Name	RT	Resp.	S/N	Ratio	S/N	ISTD Resp.	Final Conc.
Alprazolam	5.762	35564	496.87	122.4	194.83	347958	5.2168 ng/ml
Amphetamine	3.033	117088	819.81	50.0	1220.64	358523	4.8838 ng/ml
Benzoylcegonine	3.862	1790	46.05	40.1	269.38	13205	4.9629 ng/ml
Buprenorphine	5.861	2163	4296.89	12.7	319.64	140969	0.5005 ng/ml
Cocaine	4.257	58249	190.26	48.6	156.38	909144	5.0470 ng/ml
Dextromethorphan	5.264	42654	93.61	85.1	766.46	389348	5.0300 ng/ml
Dihydrocodeine	2.541	18659	78313.50	59.8	52.53	213542	4.8030 ng/ml
Diphenhydramine	5.285	172736	4796.48	29.1	84166.77	1661721	5.1351 ng/ml
Duloxetine	5.647	7440	7394.35	10.0	169.09	89887	5.0593 ng/ml
EDDP	5.250	78077	173.35	43.4	1003.79	828871	5.0602 ng/ml
Fentanyl	5.104	5744	511.47	92.1	3819.41	673472	0.5105 ng/ml
Fluorofentanyl	5.158	16381	208.58	40.2	1153.11	5635	0.5174 ng/ml
Hydrocodone	3.009	25827	206.83	31.6	151.84	283846	4.9386 ng/ml
Lamotrigine	4.273	5081	198.75	81.6	18.83	1235728	4.8439 ng/ml
Lorazepam	5.733	40456	455.37	44.6	50.87	520127	4.7731 ng/ml
MDMA	3.282	50976	68568.23	94.7	389.92	119733	5.0950 ng/ml
Methadone	5.652	119428	603.57	47.7	2553.05	912898	5.1969 ng/ml
Methamphetamine	3.209	114065	177.00	38.8	741.40	809396	4.9145 ng/ml
Metoprolol	4.313	14381	238.46	103.0	771.45	1127328	4.8816 ng/ml
Mirtazapine	4.627	107657	1518.75	50.7	4618.27	687737	5.1430 ng/ml
Mitragynine	5.232	24737	427.31	34.9	5253.21	912898	4.8707 ng/ml
Morphine	1.254	3619	1525.39	30.8	99.05	12989	5.0497 ng/ml
Nordiazepam	5.880	29622	216.68	60.1	162.02	196789	4.8867 ng/ml
Norfentanyl	4.069	11958	660.68	36.1	100.05	992148	0.5247 ng/ml
Norhydrocodone	3.057	6127	66.82	36.0	63.17	91162	5.3355 ng/ml
o-desmethylvenlafaxine	4.054	151969	14197.80	17.9	108.18	289128	5.1629 ng/ml
Phentermine	3.765	25053	110.57	7.2	27.34	596249	4.8531 ng/ml
Promethazine	5.537	117991	591.47	31.1	496.52	1060102	5.1865 ng/ml
Trazodone	5.171	115516	64260.45	56.5	5668.48	721892	4.9271 ng/ml
Venlafaxine	5.030	100766	212.98	36.7	104.61	1175313	5.1296 ng/ml
Xylazine	4.063	44891	53173.88	41.3	36.10	324810	5.0808 ng/ml

TS

AM #28 Multi-Drug Quant. Results



Name	RT	Resp.	S/N	Ratio	S/N	ISTD Resp.	Final Conc.
Zolpidem	4.927	110501	128.36	28.9	574.43	877092	5.0148 ng/ml

TS



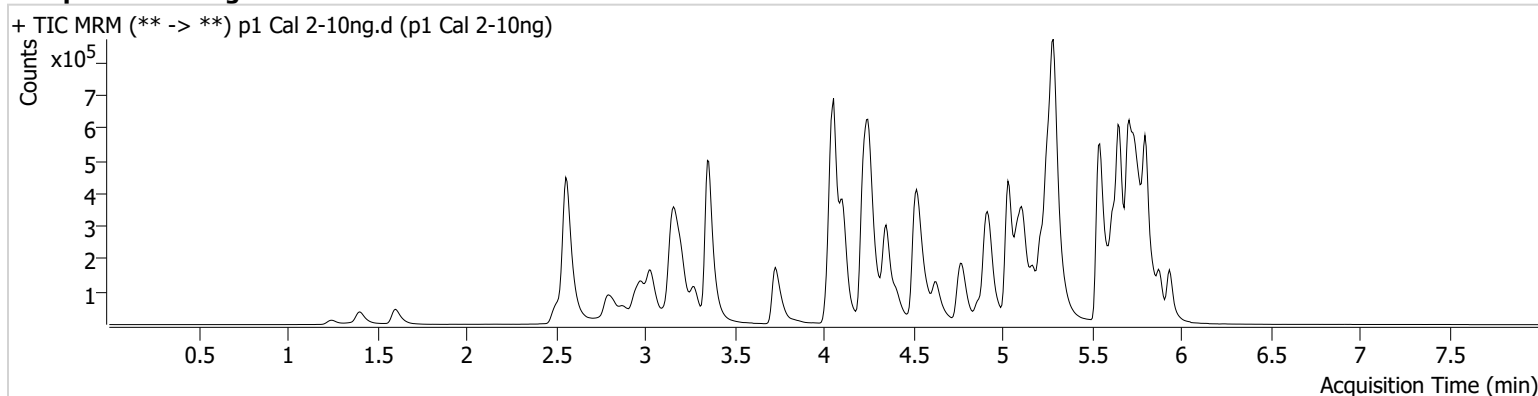
AM #28 Multi-Drug Quant. Results

Batch results D:\MassHunter\Data\2023\AM 27 28\122723 AM 27 28 TS\QuantResults\AM 28_for review.batch.bin
Calibration Last Update 12/28/2023 11:25:13 AM

Instrument Falco (069901) **Data File** p1 Cal 2-10ng.d
Type Cal **Sample** p1 Cal 2-10ng
Acq. Method AM 28 MDQ P1.m **Operator** Tamara Salazar
Sample Position P2-B1 **Comment**
Injection Volume 2
Acq. Date-Time 12/27/2023 11:08:48 PM
Sample Info.

Only drugs and concentrations listed on the laboratory report itself are appropriate to be used for interpretation purposes. Any drugs or values included in the notes but not included on the report are used by laboratory personnel to make determinations/reach conclusions within the confines of the methods.

Sample Chromatogram



Name	RT	Resp.	S/N	Ratio	S/N	ISTD Resp.	Final Conc.
Alprazolam	5.762	67098	369.91	120.0	128.00	336771	9.4989 ng/ml
Amphetamine	3.033	230700	4049.65	48.6	4481.17	352849	10.2358 ng/ml
Benzoylcegonine	3.862	3588	7320.63	35.0	38.29	12787	10.1603 ng/ml
Buprenorphine	5.867	3988	870.58	16.8	520.61	140864	0.9958 ng/ml
Cocaine	4.257	108065	152916.80	50.8	12753.26	869190	9.9193 ng/ml
Dextromethorphan	5.264	81938	7219.43	85.4	129.92	377321	9.9130 ng/ml
Dihydrocodeine	2.541	36283	336.63	56.9	43.46	204450	10.2928 ng/ml
Diphenhydramine	5.292	329694	357.23	28.9	1902.66	1604456	9.6916 ng/ml
Duloxetine	5.647	15312	2725.95	12.0	104.96	87269	9.9312 ng/ml
EDDP	5.256	156317	1234.69	41.4	68582.69	821165	9.9808 ng/ml
Fentanyl	5.096	11225	729.94	83.9	959.03	657502	0.9899 ng/ml
Fluorofentanyl	5.158	31281	1093.47	40.5	1012.15	5825	0.9567 ng/ml
Hydrocodone	3.009	51411	700.90	31.8	48.05	288818	9.9232 ng/ml
Lamotrigine	4.273	10183	682.45	78.0	6001.36	1194568	10.4072 ng/ml
Lorazepam	5.733	75590	899.73	47.7	92.49	509456	10.2200 ng/ml
MDMA	3.282	96700	13442.73	92.8	777.90	115503	9.7710 ng/ml
Methadone	5.652	229798	575.53	48.6	501.58	895453	9.5634 ng/ml
Methamphetamine	3.209	210625	1752.70	40.2	1397.71	786096	9.9827 ng/ml
Metoprolol	4.313	27369	343.19	105.5	475.62	1092108	10.0671 ng/ml
Mirtazapine	4.627	202474	106892.26	51.8	39130.95	655872	9.6952 ng/ml
Mitragynine	5.232	48732	62039.92	33.7	109.51	895453	10.1478 ng/ml
Morphine	1.254	6757	2764.94	32.6	207.00	12622	9.7883 ng/ml
Norbuprenorphine	4.999	362	1371.27	104.4	261.53	21597	1.4253 ng/ml
Nordiazepam	5.880	58978	1264.38	56.7	669.81	186531	10.3445 ng/ml
Norfentanyl	4.069	21846	35.62	37.1	107.18	970389	0.9277 ng/ml
Norhydrocodone	3.057	11367	108.73	37.2	113.21	88855	9.1724 ng/ml
o-desmethylvenlafaxine	4.054	288702	5971.63	17.9	175.08	282233	9.5634 ng/ml
Phentermine	3.765	47813	108.59	7.1	83.02	577211	10.0632 ng/ml
Promethazine	5.544	219994	851.94	31.7	1722.00	1020751	9.5171 ng/ml
Trazodone	5.171	216247	90.42	57.3	781.59	698595	9.9363 ng/ml
Venlafaxine	5.037	194008	427.09	37.1	248.87	1139176	9.7148 ng/ml

TS

AM #28 Multi-Drug Quant. Results



Name	RT	Resp.	S/N	Ratio	S/N	ISTD Resp.	Final Conc.
Xylazine	4.063	86437	15247.58	43.8	355.76	320863	9.7102 ng/ml
Zolpidem	4.927	209318	272029.26	27.9	889.58	841273	9.9057 ng/ml

TS



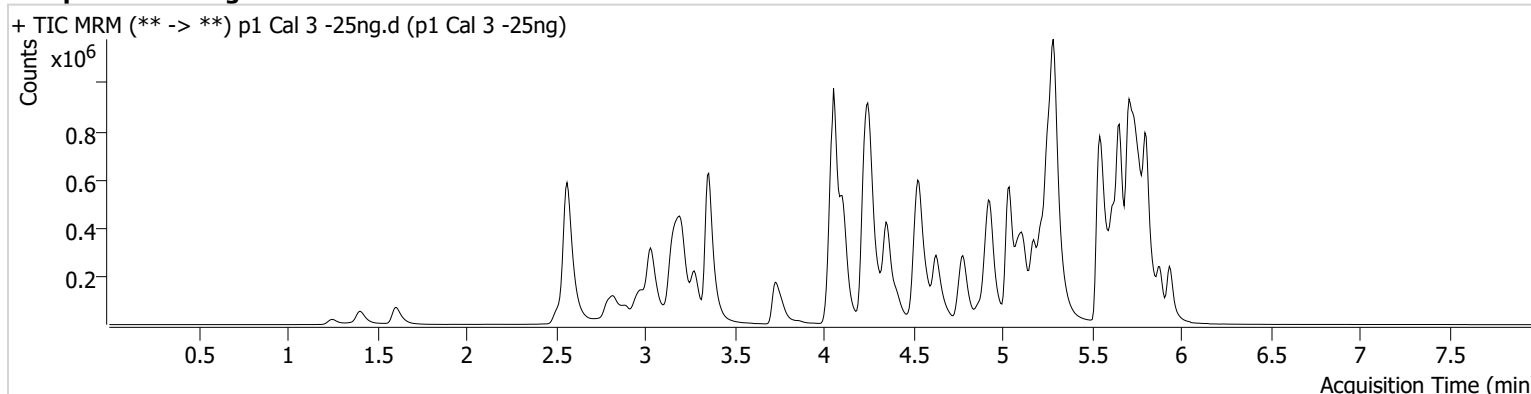
AM #28 Multi-Drug Quant. Results

Batch results D:\MassHunter\Data\2023\AM 27 28\122723 AM 27 28 TS\QuantResults\AM 28_for review.batch.bin
Calibration Last Update 12/28/2023 11:25:13 AM

Instrument Falco (069901) **Data File** p1 Cal 3 -25ng.d
Type Cal **Sample** p1 Cal 3 -25ng
Acq. Method AM 28 MDQ P1.m **Operator** Tamara Salazar
Sample Position P2-C1 **Comment**
Injection Volume 2
Acq. Date-Time 12/27/2023 11:19:25 PM
Sample Info.

Only drugs and concentrations listed on the laboratory report itself are appropriate to be used for interpretation purposes. Any drugs or values included in the notes but not included on the report are used by laboratory personnel to make determinations/reach conclusions within the confines of the methods.

Sample Chromatogram



Name	RT	Resp.	S/N	Ratio	S/N	ISTD Resp.	Final Conc.
Alprazolam	5.762	172847	1890.80	120.3	1487.34	337472	23.3096 ng/ml
Amphetamine	3.033	562355	13728.64	48.8	4374.75	345491	26.1636 ng/ml
Benzoylcegonine	3.862	8803	208.14	36.7	141.91	12498	25.3414 ng/ml
Buprenorphine	5.867	9332	715.16	18.1	982.79	140441	2.4523 ng/ml
Cocaine	4.257	267286	189.57	51.8	207516.99	887899	24.2071 ng/ml
Dextromethorphan	5.264	208320	248.18	84.9	176.99	380379	24.9109 ng/ml
Dihydrocodeine	2.541	91755	50082.86	58.8	3958.10	203387	26.9701 ng/ml
Diphenhydramine	5.292	833309	963.62	28.9	280.81	1590250	23.9855 ng/ml
Duloxetine	5.647	38768	1244.39	11.5	179.71	86259	24.3311 ng/ml
EDDP	5.256	388256	166.20	43.0	181.38	836288	23.9961 ng/ml
Fentanyl	5.104	27288	95.98	85.5	21379.99	663376	2.3403 ng/ml
Fluorofentanyl	5.158	78599	430.44	38.6	3699.29	5951	2.3548 ng/ml
Hydrocodone	3.009	128452	480.10	30.7	71.35	271060	26.8724 ng/ml
Lamotrigine	4.273	24585	815.03	81.1	22662.37	1176737	25.9999 ng/ml
Lorazepam	5.733	182908	6888.33	47.4	315.38	487561	27.7178 ng/ml
MDMA	3.282	249101	1754.48	93.4	2137.98	117173	24.4164 ng/ml
Methadone	5.652	581862	6096.41	46.2	916.47	888035	23.3981 ng/ml
Methamphetamine	3.209	532105	3505.30	39.7	1797.64	786060	26.3028 ng/ml
Metoprolol	4.320	69870	64560.99	102.9	886.69	1089358	26.5355 ng/ml
Mirtazapine	4.627	517140	2158.27	50.7	379.17	655464	24.0619 ng/ml
Mitragynine	5.232	122490	119098.83	35.0	28389.90	888035	26.2761 ng/ml
Morphine	1.254	17439	7375.80	32.0	2638.47	12885	24.8856 ng/ml
Norbuprenorphine	4.992	961	587.29	120.1	51.97	21984	2.8214 ng/ml
Nordiazepam	5.880	149178	647.74	57.2	806.93	190890	25.6742 ng/ml
Norfentanyl	4.069	57538	7785.17	37.5	584.94	961559	2.3658 ng/ml
Norhydrocodone	3.057	29991	98.86	36.3	76.19	85393	23.2825 ng/ml
o-desmethylvenlafaxine	4.054	745720	11633.98	17.7	459.44	278790	24.1808 ng/ml
Phentermine	3.765	122864	1633.96	7.4	13.10	572946	26.8622 ng/ml
Promethazine	5.544	567025	1567.65	31.8	581.52	1006282	23.9757 ng/ml
Trazodone	5.171	552980	32617.17	57.5	238834.48	689971	26.4154 ng/ml
Venlafaxine	5.037	492814	500.34	37.1	1490.37	1123050	24.2727 ng/ml

TS

AM #28 Multi-Drug Quant. Results



Name	RT	Resp.	S/N	Ratio	S/N	ISTD Resp.	Final Conc.
Xylazine	4.063	218452	132945.94	43.4	704.78	310190	25.0566 ng/ml
Zolpidem	4.934	531944	280255.17	28.1	511.42	844520	25.0799 ng/ml

TS



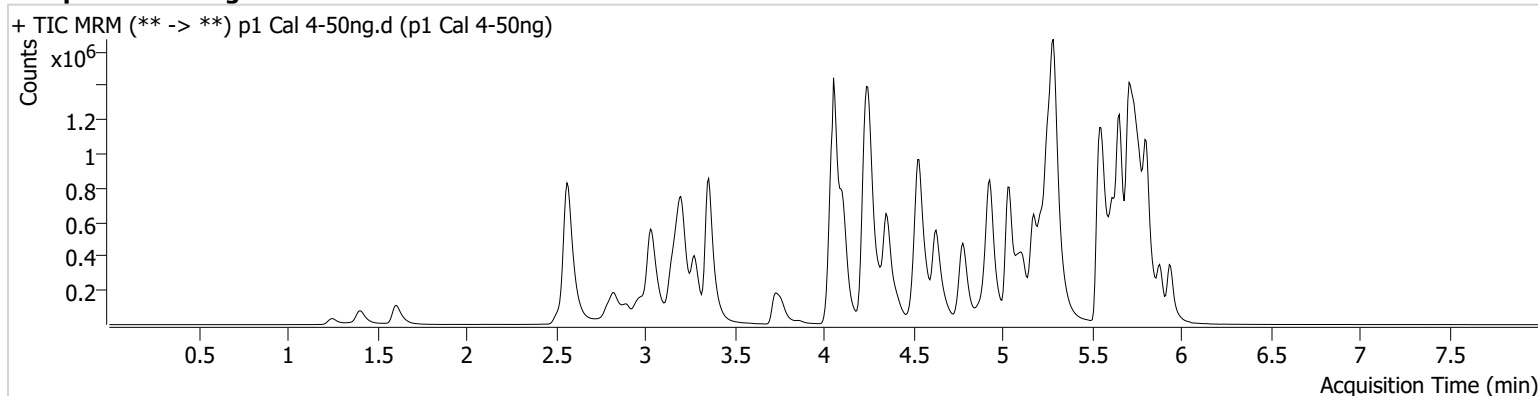
AM #28 Multi-Drug Quant. Results

Batch results D:\MassHunter\Data\2023\AM 27 28\122723 AM 27 28 TS\QuantResults\AM 28_for review.batch.bin
Calibration Last Update 12/28/2023 11:25:13 AM

Instrument Falco (069901) **Data File** p1 Cal 4-50ng.d
Type Cal **Sample** p1 Cal 4-50ng
Acq. Method AM 28 MDQ P1.m **Operator** Tamara Salazar
Sample Position P2-D1 **Comment**
Injection Volume 2
Acq. Date-Time 12/27/2023 11:30:03 PM
Sample Info.

Only drugs and concentrations listed on the laboratory report itself are appropriate to be used for interpretation purposes. Any drugs or values included in the notes but not included on the report are used by laboratory personnel to make determinations/reach conclusions within the confines of the methods.

Sample Chromatogram



Name	RT	Resp.	S/N	Ratio	S/N	ISTD Resp.	Final Conc.
Alprazolam	5.762	347303	1597.03	116.3	532.24	331947	46.8792 ng/ml
Amphetamine	3.040	1123561	2533.88	47.9	3914.99	353571	51.5149 ng/ml
Benzoylcegonine	3.862	17825	438.88	38.4	1381.09	13167	48.6059 ng/ml
Buprenorphine	5.867	19826	137.16	16.1	3164.06	143293	5.1989 ng/ml
Cocaine	4.257	551080	39681.81	51.0	501.23	877730	50.6324 ng/ml
Dextromethorphan	5.264	422246	506.90	83.1	295.31	385498	49.7630 ng/ml
Dihydrocodeine	2.541	184400	204.63	59.3	605.72	210191	52.9400 ng/ml
Diphenhydramine	5.292	1694167	322.13	28.7	948.64	1589192	48.3100 ng/ml
Duloxetine	5.647	75192	1878.81	12.8	146.59	84760	47.3350 ng/ml
EDDP	5.256	784160	228.40	42.2	333092.41	828863	48.6497 ng/ml
Fentanyl	5.104	57578	3535.07	81.5	55671.61	663894	4.8989 ng/ml
Fluorofentanyl	5.158	158602	313.86	40.0	31415.26	5884	4.8071 ng/ml
Hydrocodone	3.009	255583	592.59	32.8	88.13	283980	51.2815 ng/ml
Lamotrigine	4.273	48315	2717.22	85.0	36641.19	1188116	50.9286 ng/ml
Lorazepam	5.733	331479	10566.87	49.1	339.29	451013	55.4809 ng/ml
MDMA	3.282	498302	4071.98	95.9	6737.81	117765	48.3425 ng/ml
Methadone	5.652	1188285	962.64	46.8	602.17	880662	47.4887 ng/ml
Methamphetamine	3.209	1084545	776.95	39.5	7635.00	811946	52.5916 ng/ml
Metoprolol	4.313	140693	1661.55	106.9	1709.01	1110078	52.9184 ng/ml
Mirtazapine	4.627	1050683	4233.90	51.6	2116.32	669601	47.3998 ng/ml
Mitragynine	5.232	241946	197250.38	35.9	61194.51	880662	52.6952 ng/ml
Morphine	1.254	35014	458.96	30.6	2036.38	12778	50.4777 ng/ml
Norbuprenorphine	4.985	1810	2262.66	108.4	2804.04	22948	4.6449 ng/ml
Nordiazepam	5.880	287428	466.17	59.1	3224.57	188371	50.1980 ng/ml
Norfentanyl	4.069	117842	245.41	36.1	222.11	940244	4.8891 ng/ml
Norhydrocodone	3.057	56513	272.48	35.7	77.88	82325	44.4685 ng/ml
o-desmethylvenlafaxine	4.054	1482837	29238.38	17.9	545.60	273898	48.4172 ng/ml
Phentermine	3.765	251125	840.44	7.2	167.14	587409	54.0591 ng/ml
Promethazine	5.544	1139054	797.40	32.4	490.59	1005250	47.6446 ng/ml
Trazodone	5.171	1116424	41561.15	57.7	8525.58	697004	53.2255 ng/ml
Venlafaxine	5.037	1001481	12821.98	37.3	296.71	1158083	47.3667 ng/ml

TS

AM #28 Multi-Drug Quant. Results



Name	RT	Resp.	S/N	Ratio	S/N	ISTD Resp.	Final Conc.
Xylazine	4.063	434771	15608.76	44.5	1009.39	314300	49.0202 ng/ml
Zolpidem	4.927	1100703	2788.91	27.5	60155.02	874243	50.1330 ng/ml

TS



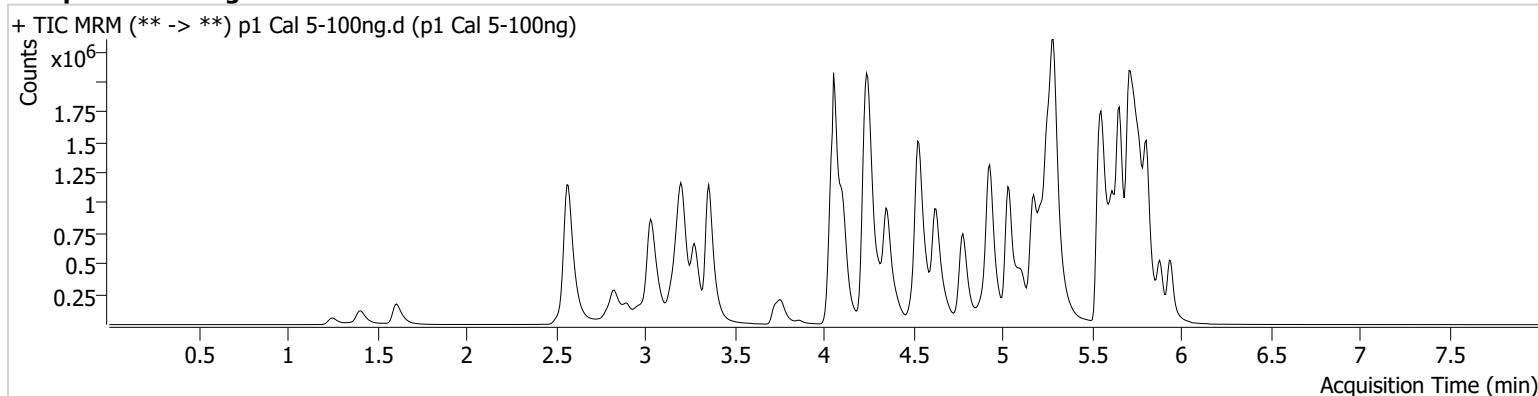
AM #28 Multi-Drug Quant. Results

Batch results D:\MassHunter\Data\2023\AM 27 28\122723 AM 27 28 TS\QuantResults\AM 28_for review.batch.bin
Calibration Last Update 12/28/2023 11:25:13 AM

Instrument Falco (069901) **Data File** p1 Cal 5-100ng.d
Type Cal **Sample** p1 Cal 5-100ng
Acq. Method AM 28 MDQ P1.m **Operator** Tamara Salazar
Sample Position P2-E1 **Comment**
Injection Volume 2
Acq. Date-Time 12/27/2023 11:40:40 PM
Sample Info.

Only drugs and concentrations listed on the laboratory report itself are appropriate to be used for interpretation purposes. Any drugs or values included in the notes but not included on the report are used by laboratory personnel to make determinations/reach conclusions within the confines of the methods.

Sample Chromatogram



Name	RT	Resp.	S/N	Ratio	S/N	ISTD Resp.	Final Conc.
Alprazolam	5.762	627702	560.90	115.9	813.24	279338	99.8743 ng/ml
Amphetamine	3.033	1950378	908.01	45.4	4566.84	310830	102.1661 ng/ml
Benzoylecgonine	3.862	31880	634.66	38.2	442.48	11628	98.3331 ng/ml
Buprenorphine	5.867	35514	28282.39	15.0	5605.54	130349	10.3204 ng/ml
Cocaine	4.250	968699	685.52	51.2	896.70	788905	99.1514 ng/ml
Dextromethorphan	5.264	736715	28279.52	82.9	462.68	338537	98.8103 ng/ml
Dihydrocodeine	2.541	331365	2218.80	59.4	1140.98	186579	107.7065 ng/ml
Diphenhydramine	5.285	3032021	50691.00	28.7	312.35	1393154	98.1359 ng/ml
Duloxetine	5.647	134861	9838.78	11.9	761.64	69133	103.2392 ng/ml
EDDP	5.250	1400077	548.50	42.7	1871.75	730501	98.3110 ng/ml
Fentanyl	5.096	101319	589.98	82.6	60270.18	589914	9.6702 ng/ml
Fluorofentanyl	5.158	286014	31754.44	39.6	26914.93	4940	10.3271 ng/ml
Hydrocodone	3.009	443081	233.85	32.3	76.24	256912	98.5195 ng/ml
Lamotrigine	4.273	85101	15114.28	85.4	3810.04	1025143	104.3185 ng/ml
Lorazepam	5.733	539057	38032.12	47.7	375.24	372871	110.3201 ng/ml
MDMA	3.282	895490	30751.10	93.9	12615.79	102057	99.9714 ng/ml
Methadone	5.652	2126037	79600.28	46.9	29811.27	756666	98.1781 ng/ml
Methamphetamine	3.209	1907513	870.87	39.7	7712.67	716382	105.5424 ng/ml
Metoprolol	4.313	248022	385.71	104.5	583.43	974543	106.7600 ng/ml
Mirtazapine	4.627	1901012	2117.43	50.4	4149.42	590753	96.7239 ng/ml
Mitragynine	5.232	420636	462845.43	35.8	930.34	756666	106.9972 ng/ml
Morphine	1.247	60630	366.21	30.7	157.65	11058	101.0970 ng/ml
Norbuprenorphine	4.992	3643	7841.49	99.0	2659.77	20518	9.7604 ng/ml
Nordiazepam	5.880	505050	495.83	59.1	755.72	166030	100.1452 ng/ml
Norfentanyl	4.069	201615	1429.39	37.1	1759.84	799575	9.7753 ng/ml
Norhydrocodone	3.057	105440	401.71	36.8	295.84	70544	95.5427 ng/ml
o-desmethylvenlafaxine	4.054	2552834	200108.94	18.4	1236.92	234812	96.7135 ng/ml
Phentermine	3.765	437907	1760.29	7.2	148.15	512991	108.4508 ng/ml
Promethazine	5.537	2038081	1665.09	31.9	826.83	876599	97.1698 ng/ml
Trazodone	5.171	1941641	30794.41	59.0	1384.76	628833	103.0051 ng/ml
Venlafaxine	5.030	1806276	67267.14	36.7	13440.76	1015246	96.9412 ng/ml

TS

AM #28 Multi-Drug Quant. Results



Name	RT	Resp.	S/N	Ratio	S/N	ISTD Resp.	Final Conc.
Xylazine	4.063	753209	68130.04	46.4	334.74	269443	98.8544 ng/ml
Zolpidem	4.927	1967176	76987.45	27.6	1701.17	774564	101.1300 ng/ml

TS



AM #28 Multi-Drug Quant. Results

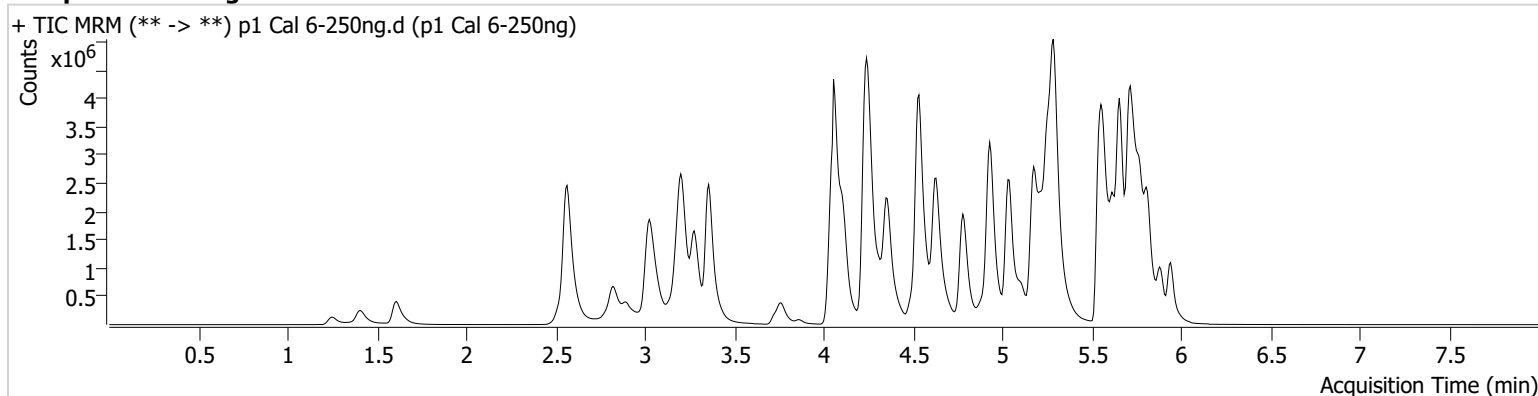
Batch results D:\MassHunter\Data\2023\AM 27 28\122723 AM 27 28 TS\QuantResults\AM 28_for review.batch.bin
Calibration Last Update 12/28/2023 11:25:13 AM

Instrument Falco (069901)
Type Cal
Acq. Method AM 28 MDQ P1.m
Sample Position P2-F1
Injection Volume 2
Acq. Date-Time 12/27/2023 11:51:17 PM
Sample Info.

Data File p1 Cal 6-250ng.d
Sample p1 Cal 6-250ng
Operator Tamara Salazar

Only drugs and concentrations listed on the laboratory report itself are appropriate to be used for interpretation purposes. Any drugs or values included in the notes but not included on the report are used by laboratory personnel to make determinations/reach conclusions within the confines of the methods.

Sample Chromatogram



Name	RT	Resp.	S/N	Ratio	S/N	ISTD Resp.	Final Conc.
Alprazolam	5.762	1513865	860.05	112.5	1588.05	259235	258.4227 ng/ml
Amphetamine	3.026	4539812	62461.73	45.8	65007.26	328904	225.2885 ng/ml
Benzoyllecgonine	3.862	91750	586.92	35.6	2032.68	13016	252.6511 ng/ml
Buprenorphine	5.867	94672	9293.13	15.6	8572.24	146577	24.5831 ng/ml
Cocaine	4.250	2529637	41095.97	51.9	89421.44	820581	249.1283 ng/ml
Dextromethorphan	5.264	1825862	55302.83	80.7	1203.46	331511	249.9905 ng/ml
Dihydrocodeine	2.527	857242	746.93	60.3	352.89	200267	260.3292 ng/ml
Diphenhydramine	5.292	7891186	∞	29.1	36070.01	1403979	252.6966 ng/ml
Duloxetine	5.647	296061	3095.49	12.3	297.99	60686	257.1231 ng/ml
EDDP	5.256	3632584	72240.57	42.7	395.71	745180	249.6784 ng/ml
Fentanyl	5.104	279980	10364.42	80.1	2752.14	639108	24.6158 ng/ml
Fluorofentanyl	5.158	774610	23322.90	38.5	7444.85	5343	25.8608 ng/ml
Hydrocodone	3.002	1122108	157.52	33.7	890.03	263853	243.3386 ng/ml
Lamotrigine	4.273	203046	10977.39	88.4	107720.50	1026111	249.1343 ng/ml
Lorazepam	5.733	734440	2791.24	52.1	1098.83	250264	225.2075 ng/ml
MDMA	3.275	2338979	5613.53	95.4	3020.85	106933	248.8294 ng/ml
Methadone	5.652	5746006	47318.64	44.8	69093.62	790432	252.9676 ng/ml
Methamphetamine	3.209	5095990	2373.48	38.9	10848.69	786054	257.9862 ng/ml
Metoprolol	4.313	638548	5055.01	105.0	59847.24	1095854	245.0704 ng/ml
Mirtazapine	4.627	5253254	118149.06	49.1	8875.23	622560	252.8843 ng/ml
Mitragynine	5.232	1052154	9165.70	35.8	382366.59	790432	256.7086 ng/ml
Morphine	1.247	160769	2495.86	30.5	165.75	11739	252.6550 ng/ml
Norbuprenorphine	4.992	9491	10526.67	103.0	1786.34	20977	24.0119 ng/ml
Nordiazepam	5.887	1125747	772.06	59.6	920.99	150752	245.9503 ng/ml
Norfentanyl	4.069	445697	9950.65	37.8	863.09	690420	24.9319 ng/ml
Norhydrocodone	3.050	265473	408.51	38.8	63.37	68795	244.9455 ng/ml
o-desmethylvenlafaxine	4.054	6264475	124503.80	18.2	3130.57	224439	247.4943 ng/ml
Phentermine	3.765	1103186	2627.35	6.9	821.83	550390	255.3350 ng/ml
Promethazine	5.537	5557068	5428.35	31.5	1016.86	909501	254.4458 ng/ml
Trazodone	5.171	4986963	2189.49	63.8	233305.09	681377	244.7537 ng/ml
Venlafaxine	5.037	5042038	4671.77	34.7	8959.08	1083358	252.8107 ng/ml

TS

AM #28 Multi-Drug Quant. Results



Name	RT	Resp.	S/N	Ratio	S/N	ISTD Resp.	Final Conc.
Xylazine	4.063	1911395	151663.72	48.9	6835.23	269213	250.7611 ng/ml
Zolpidem	4.927	5352640	1741.94	27.3	1732.29	834486	255.4163 ng/ml

TS



AM #28 Multi-Drug Quant. Results

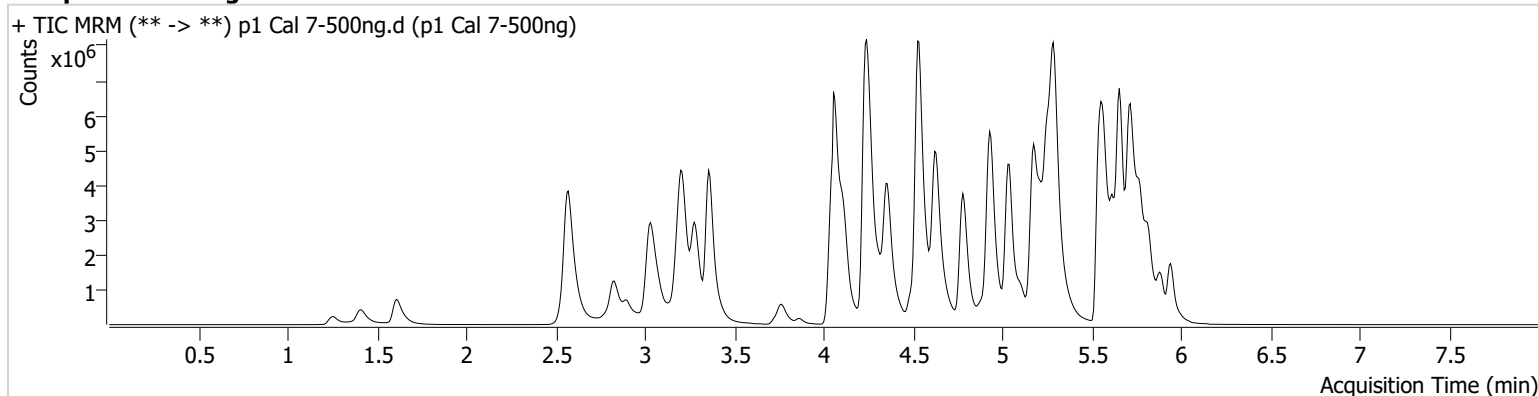
Batch results D:\MassHunter\Data\2023\AM 27 28\122723 AM 27 28 TS\QuantResults\AM 28_for review.batch.bin
Calibration Last Update 12/28/2023 11:25:13 AM

Instrument Falco (069901)
Type Cal
Acq. Method AM 28 MDQ P1.m
Sample Position P2-G1
Injection Volume 2
Acq. Date-Time 12/28/2023 12:01:54 AM
Sample Info.

Data File p1 Cal 7-500ng.d
Sample p1 Cal 7-500ng
Operator Tamara Salazar
Comment

Only drugs and concentrations listed on the laboratory report itself are appropriate to be used for interpretation purposes. Any drugs or values included in the notes but not included on the report are used by laboratory personnel to make determinations/reach conclusions within the confines of the methods.

Sample Chromatogram



Name	RT	Resp.	S/N	Ratio	S/N	ISTD Resp.	Final Conc.
Alprazolam	5.762	2523855	∞	112.5	553.71	209587	532.1392 ng/ml
Amphetamine	3.033	7235852	119860.76	45.7	9598.73	312557	378.1695 ng/ml
Benzoyllecgonine	3.862	188964	9399.39	36.7	700.94	13466	502.8266 ng/ml
Buprenorphine	5.867	191063	195306.79	15.0	27008.18	147681	49.3279 ng/ml
Cocaine	4.257	4708886	3517.29	51.8	861.74	751321	506.6378 ng/ml
Dextromethorphan	5.264	3039397	554.19	78.9	23163.66	274802	501.9594 ng/ml
Dihydrocodeine	2.534	1514399	3018.45	61.3	456.07	197483	466.7908 ng/ml
Diphenhydramine	5.292	14221330	85456.45	29.1	1175.13	1231203	518.8158 ng/ml
Duloxetine	5.647	375399	4866.24	13.0	1581.81	39523	499.9241 ng/ml
EDDP	5.250	7002453	∞	42.1	24479.56	696605	514.6065 ng/ml
Fentanyl	5.096	562473	702463.39	79.3	205514.90	614386	51.4075 ng/ml
Fluorofentanyl	5.158	1384751	19468.23	39.9	4624.55	5155	47.9101 ng/ml
Hydrocodone	3.009	2166752	417.18	35.2	705.76	246061	504.1475 ng/ml
Lamotrigine	4.273	317259	1294.94	87.5	2284.16	895916	446.1103 ng/ml
Lorazepam	5.733	765527	19921.65	48.0	493.35	131144	449.1745 ng/ml
MDMA	3.282	4360162	80076.53	95.9	10648.54	95077	521.4119 ng/ml
Methadone	5.652	10939731	165296.51	43.9	1032.27	712621	533.4803 ng/ml
Methamphetamine	3.209	9609856	2165.14	37.9	50503.91	794466	481.9643 ng/ml
Metoprolol	4.313	1100099	4916.60	105.7	104587.41	933390	496.2051 ng/ml
Mirtazapine	4.627	10216422	2296.54	48.6	254155.50	590500	518.0224 ng/ml
Mitragynine	5.232	1766847	1131951.64	35.8	1074328.57	712621	478.4649 ng/ml
Morphine	1.254	301797	1083.97	30.1	424.51	11314	492.1903 ng/ml
Norbuprenorphine	4.985	18099	3113.76	101.9	30666.57	19237	49.3339 ng/ml
Nordiazepam	5.887	1775575	669.81	60.0	429.73	116122	503.6869 ng/ml
Norfentanyl	4.076	671270	43038.31	38.2	18323.47	498829	51.9073 ng/ml
Norhydrocodone	3.057	535508	∞	38.9	527.49	62582	541.8341 ng/ml
o-desmethylvenlafaxine	4.054	10597653	123745.58	17.8	5276.99	179746	522.2213 ng/ml
Phentermine	3.765	1946424	∞	6.8	1405.52	523429	474.1457 ng/ml
Promethazine	5.537	10119292	3281.32	31.4	48785.99	798786	526.9574 ng/ml
Trazodone	5.171	9002778	130547.27	67.5	201163.00	676509	445.3788 ng/ml
Venlafaxine	5.037	9919625	91809.78	34.2	954.60	1034895	520.1574 ng/ml

TS

AM #28 Multi-Drug Quant. Results



Name	RT	Resp.	S/N	Ratio	S/N	ISTD Resp.	Final Conc.
Xylazine	4.063	3557007	11794.35	49.3	6371.86	243221	516.3068 ng/ml
Zolpidem	4.934	10201030	415230.49	26.7	571687.10	811313	500.6758 ng/ml

TS



AM #28 Multi-Drug Quant. Results

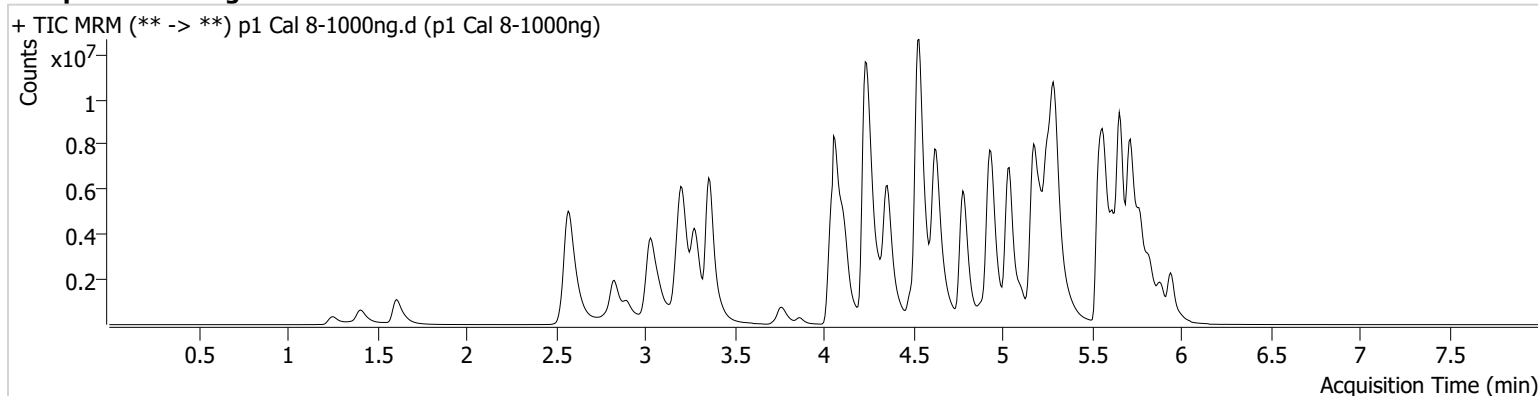
Batch results D:\MassHunter\Data\2023\AM 27 28\122723 AM 27 28 TS\QuantResults\AM 28_for review.batch.bin
Calibration Last Update 12/28/2023 11:25:13 AM

Instrument Falco (069901)
Type Cal
Acq. Method AM 28 MDQ P1.m
Sample Position P2-H1
Injection Volume 2
Acq. Date-Time 12/28/2023 12:12:31 AM
Sample Info.

Data File p1 Cal 8-1000ng.d
Sample p1 Cal 8-1000ng
Operator Tamara Salazar

Only drugs and concentrations listed on the laboratory report itself are appropriate to be used for interpretation purposes. Any drugs or values included in the notes but not included on the report are used by laboratory personnel to make determinations/reach conclusions within the confines of the methods.

Sample Chromatogram



Name	RT	Resp.	S/N	Ratio	S/N	ISTD Resp.	Final Conc.
Alprazolam	5.762	3389414	544.54	112.9	589.96	143916	1040.0642 ng/ml
Amphetamine	3.033	9497195	21028.10	45.4	17295.15	253175	613.0580 ng/ml
Benzoyllecgonine	3.862	336687	952.05	36.4	382.65	11991	1006.0316 ng/ml
Buprenorphine	5.867	306271	324981.10	14.7	84078.44	119176	98.0692 ng/ml
Cocaine	4.257	7200595	861.15	50.7	706.12	572726	1016.4446 ng/ml
Dextromethorphan	5.264	4199185	40172.98	77.9	41467.97	187007	1019.0212 ng/ml
Dihydrocodeine	2.541	2238082	1267.60	62.3	195.38	166108	820.5528 ng/ml
Diphenhydramine	5.292	20846709	135105.61	29.7	31747.60	892692	1048.4307 ng/ml
Duloxetine	5.647	406046	3446.40	13.0	2047.12	21054	1014.3415 ng/ml
EDDP	5.256	11078525	47425.37	41.5	273916.10	542072	1046.0045 ng/ml
Fentanyl	5.104	958681	182471.28	78.0	350.21	492205	109.3329 ng/ml
Fluorofentanyl	5.151	2124194	∞	40.6	31685.00	3509	107.9764 ng/ml
Hydrocodone	3.009	3561895	463.62	35.6	318.90	214131	952.5841 ng/ml
Lamotrigine	4.280	402564	4703.48	89.3	931.22	648290	782.5330 ng/ml
Lorazepam	5.733	696731	394.40	48.9	325.57	59475	902.6693 ng/ml
MDMA	3.282	6694006	23579.31	96.3	4962.91	74414	1022.5380 ng/ml
Methadone	5.652	16534470	8931.35	44.6	∞	542778	1057.9698 ng/ml
Methamphetamine	3.209	14806373	3087.05	37.5	79743.23	683587	863.5956 ng/ml
Metoprolol	4.313	1542123	86240.00	105.6	7731.43	758008	856.8801 ng/ml
Mirtazapine	4.627	16681400	154796.23	47.5	81578.95	463721	1076.5770 ng/ml
Mitragynine	5.232	2396667	118735.12	35.5	460306.69	542778	852.3922 ng/ml
Morphine	1.254	485665	848.11	31.9	1776.06	8960	1000.2852 ng/ml
Norbuprenorphine	4.992	28559	46691.62	101.0	553.97	14605	101.9275 ng/ml
Nordiazepam	5.887	2185459	1492.35	61.1	249.89	74634	964.6561 ng/ml
Norfentanyl	4.076	805460	597.90	39.1	2279.28	285987	108.5716 ng/ml
Norhydrocodone	3.057	897577	∞	38.8	195.91	48272	1176.1135 ng/ml
o-desmethylvenlafaxine	4.054	14174445	193556.70	17.7	4412.15	116845	1073.9488 ng/ml
Phentermine	3.765	2767201	∞	7.0	4593.37	434053	813.2506 ng/ml
Promethazine	5.537	15153736	7912.53	31.4	105652.03	596773	1055.6859 ng/ml
Trazodone	5.171	13696445	76235.68	70.8	123562.73	579335	791.5706 ng/ml
Venlafaxine	5.037	16149907	3465.04	33.8	2315.65	823781	1063.3806 ng/ml

TS

AM #28 Multi-Drug Quant. Results



Name	RT	Resp.	S/N	Ratio	S/N	ISTD Resp.	Final Conc.
Xylazine	4.063	5578044	121091.97	50.0	2983.29	195724	1005.9578 ng/ml
Zolpidem	4.934	16094458	346174.65	26.3	3205.59	663239	966.2908 ng/ml